
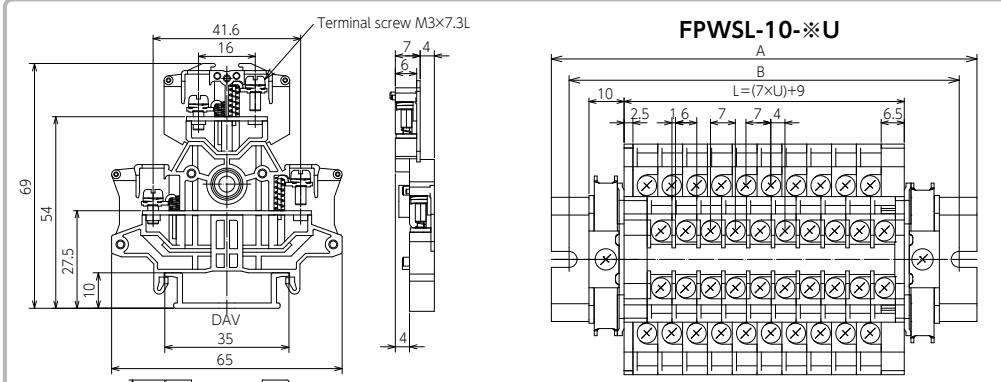


### FPWS-10

#### Rating

|                 | JIS(IEC)                 | UL/cUL   |
|-----------------|--------------------------|----------|
| Rated voltage   | 600V                     | 600V     |
| Rated current   | 15A                      | 16A      |
| Applicable wire | 0.75~1.25mm <sup>2</sup> | AWG20~16 |

|                   |                          |
|-------------------|--------------------------|
| Terminal screw    | M3×7.3L Pan head sems(±) |
| Tightening torque | 0.5~1.2N·m               |
| Mass              | 15.6g                    |
| Sales lot         | 50                       |

| No. of units (※)             | 1   | 2   | 3   | 4   | 5   | 6   | 7   | 8   | 9   | 10  | 11  | 12  | 13  | 14  | 15  |
|------------------------------|-----|-----|-----|-----|-----|-----|-----|-----|-----|-----|-----|-----|-----|-----|-----|
| Total length of terminal (L) | 16  | 23  | 30  | 37  | 44  | 51  | 58  | 65  | 72  | 79  | 86  | 93  | 100 | 107 | 114 |
| Total length of Rail (A)     | 60  | 60  | 80  | 80  | 80  | 100 | 100 | 100 | 120 | 120 | 140 | 140 | 140 | 160 | 160 |
| Installation pitch (B)       | 50  | 50  | 70  | 70  | 70  | 90  | 90  | 90  | 110 | 110 | 130 | 130 | 130 | 150 | 150 |
| No. of units (※)             | 16  | 17  | 18  | 19  | 20  | 21  | 22  | 23  | 24  | 25  | 26  | 27  | 28  | 29  | 30  |
| Total length of terminal (L) | 121 | 128 | 135 | 142 | 149 | 156 | 163 | 170 | 177 | 184 | 191 | 198 | 205 | 212 | 219 |
| Total length of Rail (A)     | 160 | 180 | 180 | 180 | 200 | 200 | 200 | 220 | 220 | 240 | 240 | 240 | 260 | 260 | 260 |
| Installation pitch (B)       | 150 | 170 | 170 | 170 | 190 | 190 | 190 | 210 | 210 | 210 | 230 | 230 | 230 | 250 | 250 |

※When you use DAV4

#### Accessories


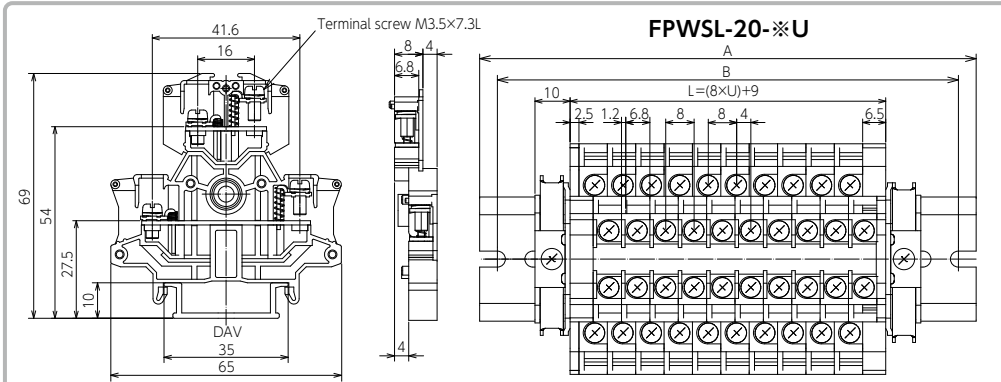
|            |                |
|------------|----------------|
| End plate  | FPWS-1E(13.5g) |
| Name plate | M-1LE          |
| Stopper    | HDV-4          |
| Rail       | DAV(DAS)       |

### FPWS-20

#### Rating

|                 | JIS(IEC)              | UL/cUL   |
|-----------------|-----------------------|----------|
| Rated voltage   | 800V                  | 600V     |
| Rated current   | 22A                   | 20A      |
| Applicable wire | 1.25~2mm <sup>2</sup> | AWG18~14 |

|                   |                            |
|-------------------|----------------------------|
| Terminal screw    | M3.5×7.3L Pan head sems(±) |
| Tightening torque | 0.8~1.4N·m                 |
| Mass              | 18.1g                      |
| Sales lot         | 50                         |

| No. of units (※)             | 1   | 2   | 3   | 4   | 5   | 6   | 7   | 8   | 9   | 10  | 11  | 12  | 13  | 14  | 15  |
|------------------------------|-----|-----|-----|-----|-----|-----|-----|-----|-----|-----|-----|-----|-----|-----|-----|
| Total length of terminal (L) | 17  | 25  | 33  | 41  | 49  | 57  | 65  | 73  | 81  | 89  | 97  | 105 | 113 | 121 | 129 |
| Total length of Rail (A)     | 60  | 60  | 80  | 80  | 100 | 100 | 100 | 120 | 120 | 140 | 140 | 140 | 160 | 160 | 180 |
| Installation pitch (B)       | 50  | 50  | 70  | 70  | 90  | 90  | 90  | 110 | 110 | 130 | 130 | 130 | 150 | 150 | 170 |
| No. of units (※)             | 16  | 17  | 18  | 19  | 20  | 21  | 22  | 23  | 24  | 25  | 26  | 27  | 28  | 29  | 30  |
| Total length of terminal (L) | 137 | 145 | 153 | 161 | 169 | 177 | 185 | 193 | 201 | 209 | 217 | 225 | 233 | 241 | 249 |
| Total length of Rail (A)     | 180 | 180 | 200 | 200 | 220 | 220 | 220 | 240 | 240 | 260 | 260 | 260 | 280 | 280 | 300 |
| Installation pitch (B)       | 170 | 170 | 190 | 190 | 210 | 210 | 210 | 230 | 230 | 250 | 250 | 250 | 270 | 270 | 290 |

※When you use DAV4

#### Accessories

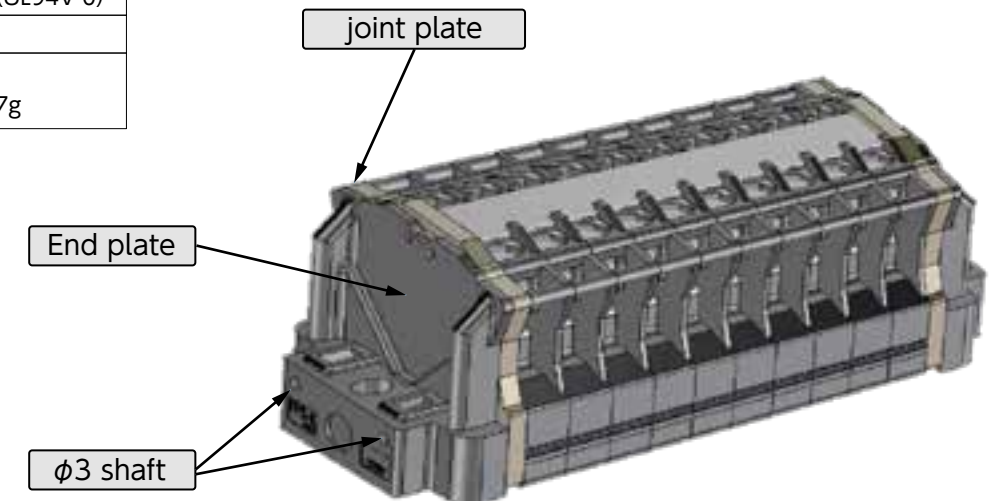
|            |                |
|------------|----------------|
| End plate  | FPWS-1E(13.5g) |
| Name plate | M-1LE          |
| Stopper    | HDV-4          |
| Rail       | DAV(DAS)       |

### Direct-mounting assembly terminal block

※We assemble terminal blocks with your request poles and make the shipment here.

#### Materials

|           |                               |
|-----------|-------------------------------|
| End plate | modified PPE(UL94V-0)         |
| Spring    | SUS                           |
| Mass      | FPS-K: 4.9g<br>FPS-100K:16.7g |




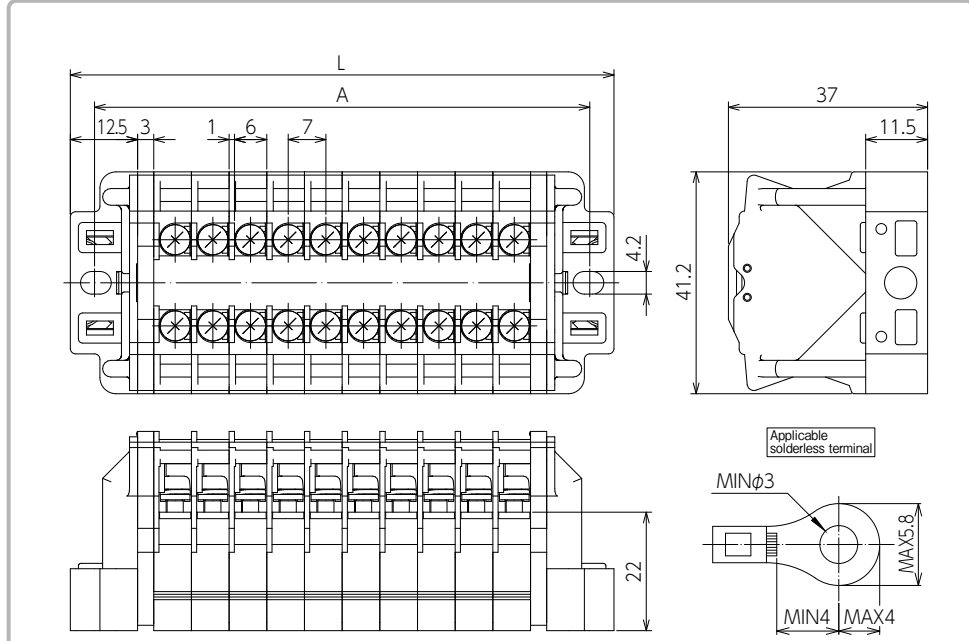
### FPSK-10-※P

#### Rating

|                   |                          |
|-------------------|--------------------------|
| Rated voltage     | 800V                     |
| Rated current     | 15A                      |
| Applicable wire   | 0.75~1.25mm <sup>2</sup> |
| Terminal screw    | M3×7.3L Pan head sems(±) |
| Tightening torque | 0.5~1.2N·m               |
| No. of poles      | 1~30P                    |

#### Accessories

|             |        |
|-------------|--------|
| End plate   | FPS-K  |
| Joint plate | FPS-1J |
| Shaft       | SF3    |
| Name plate  | AM-10  |

| No. of poles (※)             | 1   | 2   | 3   | 4   | 5   | 6   | 7   | 8   | 9   | 10  | 11  | 12  | 13  | 14  | 15  |
|------------------------------|-----|-----|-----|-----|-----|-----|-----|-----|-----|-----|-----|-----|-----|-----|-----|
| Total length of terminal (L) | 38  | 45  | 52  | 59  | 66  | 73  | 80  | 87  | 94  | 101 | 108 | 115 | 122 | 129 | 136 |
| Installation pitch (A)       | 29  | 36  | 43  | 50  | 57  | 64  | 71  | 78  | 85  | 92  | 99  | 106 | 113 | 120 | 127 |
| Shaft length                 | 36  | 43  | 50  | 57  | 64  | 71  | 78  | 85  | 92  | 99  | 106 | 113 | 120 | 127 | 134 |
| No. of poles (※)             | 16  | 17  | 18  | 19  | 20  | 21  | 22  | 23  | 24  | 25  | 26  | 27  | 28  | 29  | 30  |
| Total length of terminal (L) | 143 | 150 | 157 | 164 | 171 | 178 | 185 | 192 | 199 | 206 | 213 | 220 | 227 | 234 | 241 |
| Installation pitch (A)       | 134 | 141 | 148 | 155 | 162 | 169 | 176 | 183 | 190 | 197 | 204 | 211 | 218 | 225 | 232 |
| Shaft length                 | 141 | 148 | 155 | 162 | 169 | 176 | 183 | 190 | 197 | 204 | 211 | 218 | 225 | 232 | 239 |