参考図

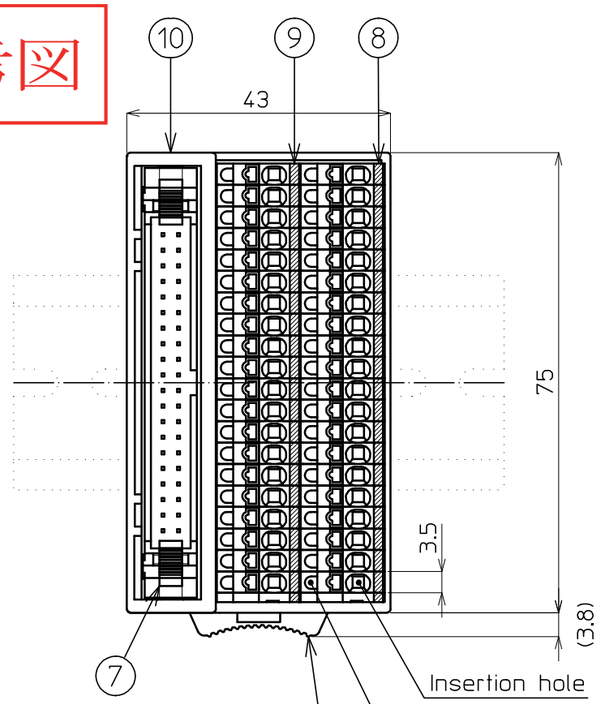

Note : The electric wire of the outside diameter beyond φ3.1mm cannot be used.

Note : Terminal will not be able to hold the pin of the tester.
Please check by contacting the pins of the tester to a terminal.

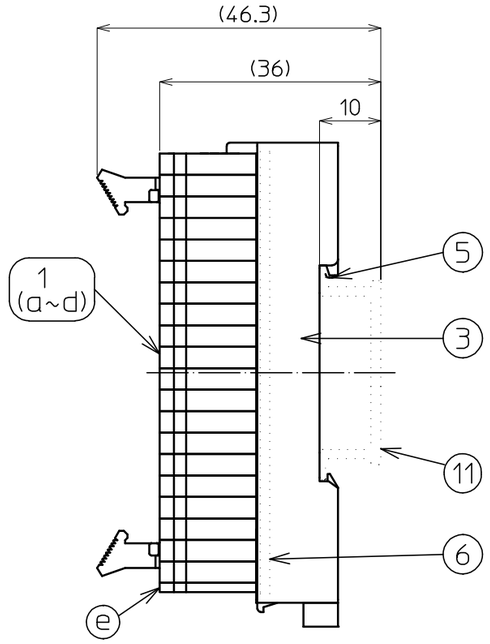

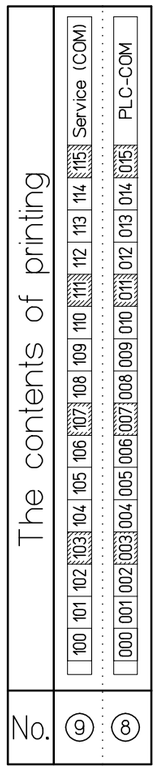

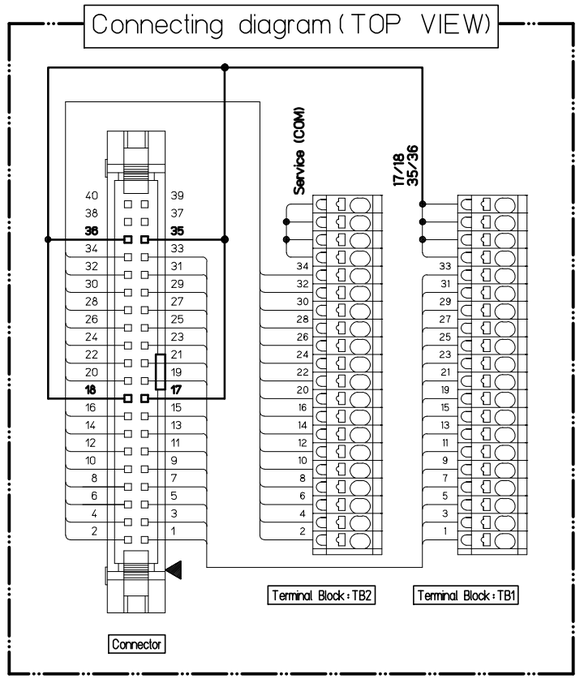

Specification

No.	Description	Material	Size	Surface Treatment	Remarks	Quantity
1	Terminal Block 20P					2
a	Base	66Nylon(Glay)			UL94V-0	20set
b	Conductive Plate	Copper alloy		Sn		
c	Button	66Nylon(Orange)			UL94V-0	
d	Connecting Spring	SUS				
e	Side Plate	66Nylon(Glay)			UL94V-0	1
2	Upper case	PBT (Ivory)			UL94V-0	1
3	Lower case	PBT (Ivory)			UL94V-0	1
4	Lock button	POM (yellow)				1
5	Spring	SUS				1
6	Substrate	Glass epoxy	t=1.6			1
7	Connector				HIROSE : HIF3BA-40PA-2.54DSA(63) ⚠	1
8	Name seal TB1					1
9	Name seal TB2					1
10	Seal of form					1
11	Rail DIN35mm				※ Optional	1

Rateds

Rating voltage		50V
Rating current		sig 0.5A / COM 2A
Insulation resistance		100MΩ or above (With DC500V)
Withstand voltage		AC500V / 1minute
Connectable wire	Pressure terminal ⚠	0.14mm² ~ 0.75mm² / AWG26~AWG18 Conformity DIN46228-4 8~12mm
	Single	φ0.3~φ1.3 9~10mm CABLE
	Twist	0.08mm² ~ 1.5mm² / MAX AWG28~AWG16 9~10mm CABLE
Operating ambient temperature		-15℃~+60℃(No freezing or condensation)
Relative humidity		45~85%

Weight	APPROX.83g

How to move the unit attached to the DIN (35-mm width) rail

This unit is the structure which is fixable to a rail without using a stopper.
When moving the unit fixed to the rail, it can move by pushing the button① of a figure.

①Rock button continues pushing.
②A unit can be moved.

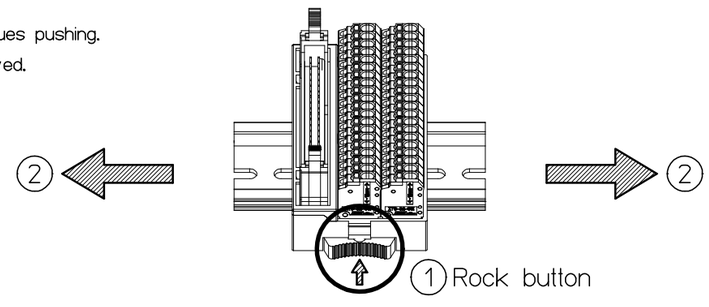

⚠ Since a rail may be damaged when moved without pushing a lock button, please be careful of movement of a unit.

改番 REV.	訂正記事 DESCRIPTION OF REVISION	年月日 DATE	担当 BY
1	Applicable ferrule diameter change and connector change	2023/1/23	Furukori

承認 APPROVED	検図 CHECKED	製図 DRAWNG	設計 DESIGNED
菅沼 2023/01/23	小松(亮) 2023/01/23	古郡	

TOYOGIKEN 東洋技研株式会社 TOYOGIKEN CO.,LTD.

機写 SIZE	単位 UNIT	尺度 SCALE
A3	mm	1:1

公差 TOLERANCE

名称 TITLE: PCXV-1H40-TB40-01

Specifications

図番 DRAWNG No.: TA15322-01

REV. 1 SHEET 1/1