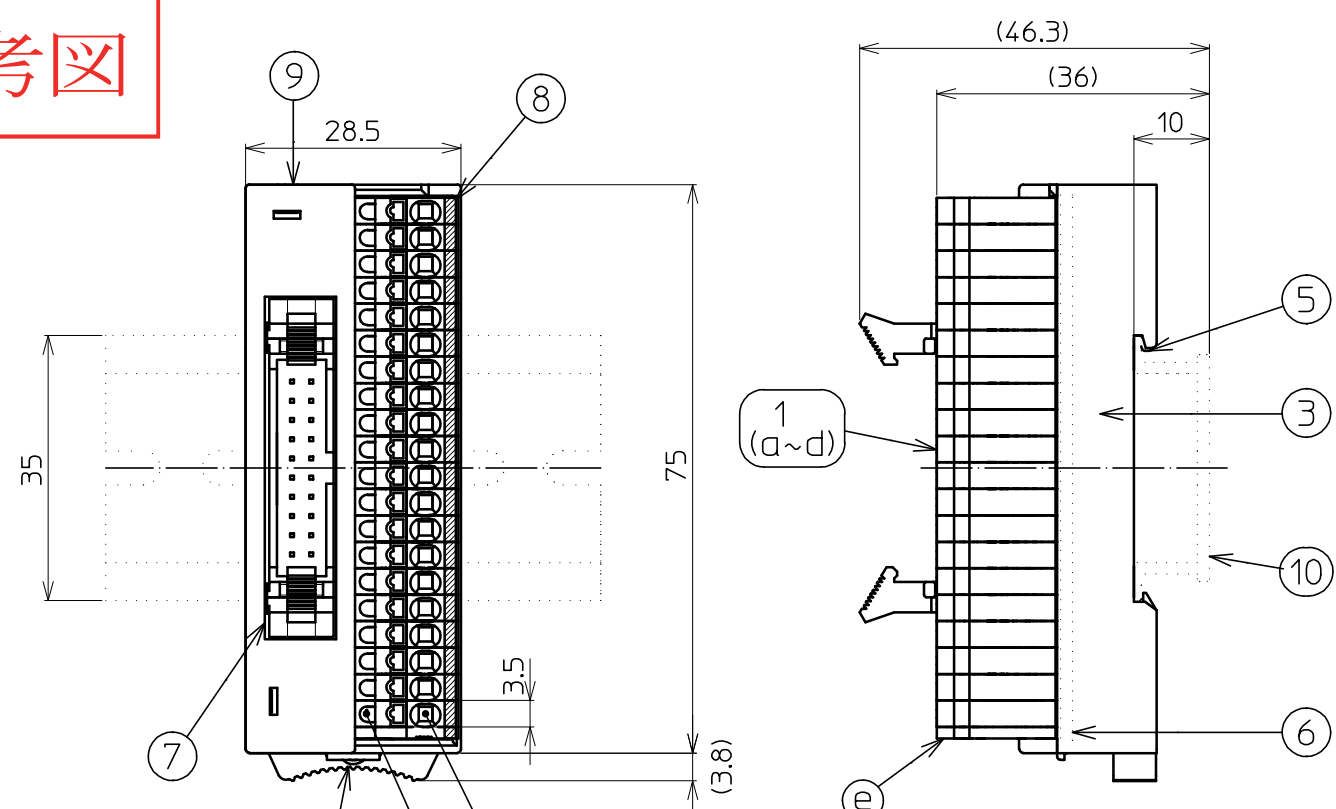


参考図

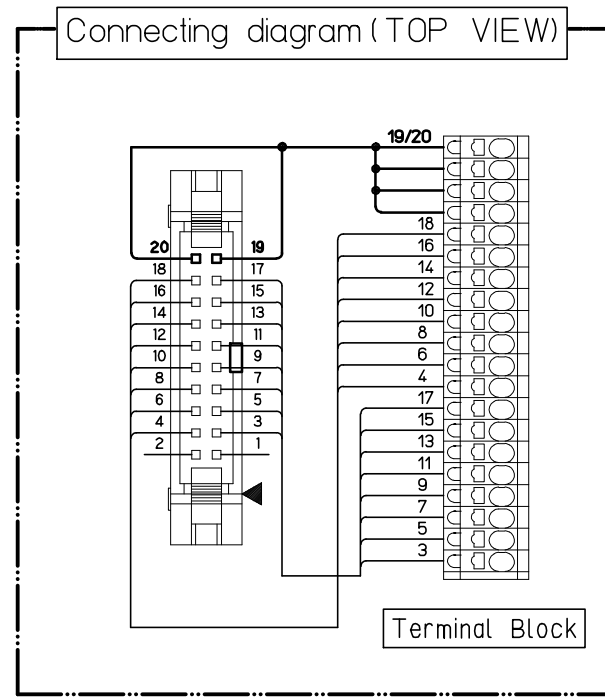


Insertion hole  
Note: Wire with insulation diameter of  $\phi 3.2$  or more cannot be used.

Check hole (MAX  $\phi 2$ )  
Note: The check holes do not have a function to hold tester pins. Please use for continuity check by contacting pins of  $\phi 2$  or less. Please note that forcibly pushing and holding the tester pins may cause malfunction.

The contents of printing

000	001	002	003	004	005	006	007	008	009	010	011	012	013	014	015	COM
No.	⑧															



Specification

No.	Description	Material	Size	Surface Treatment	Remarks	Quantity
1	Terminal Block 20P					1
a	Base	66Nylon(Gray)			UL94V-0	20set
b	Conductive Plate	Copper alloy		Sn	UL94V-0	
c	Button	66Nylon(Orange)			UL94V-0	
d	Connecting Spring	SUS				
e	Side Plate	66Nylon(Gray)			UL94V-0	
2	Upper case	PBT (Ivory)			UL94V-0	1
3	Lower case	PBT (Ivory)			UL94V-0	1
4	Lock button	POM (yellow)				1
5	Spring	SUS				1
6	Substrate	Glass epoxy	t=1.6			1
7	Connector				HIROSE:HIF3BA-20PA-254DSA(63)	1
8	Name seal					1
9	Seal of form					1
10	Rail DIN35mm				* Optional	1

Rateds

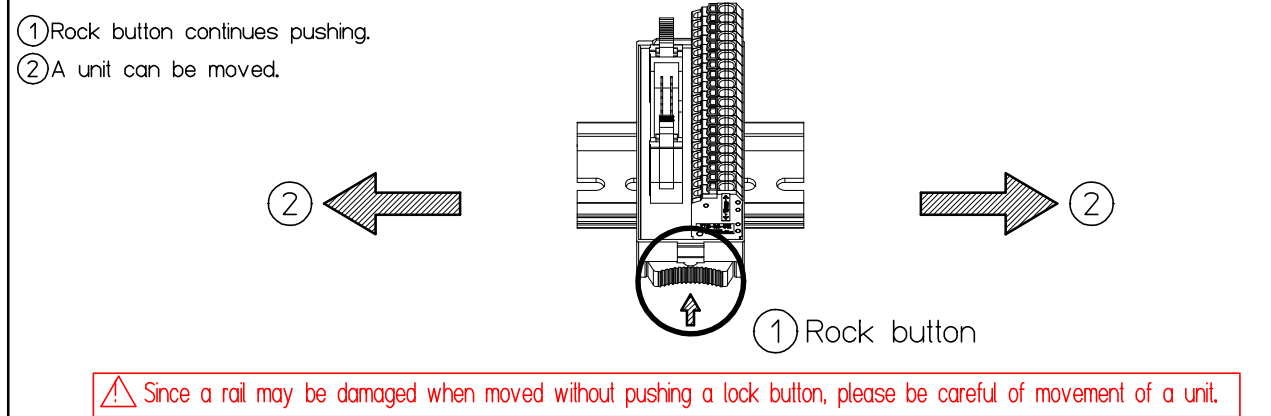
Rating voltage	50V
Rating current	sig 0.5A / COM 2A
Insulation resistance	100M $\Omega$ or above (With DC500V)
Withstand voltage	AC500V / 1minute
Connectable wire	Pressure terminal 0.14mm <sup>2</sup> ~ 0.75mm <sup>2</sup> / AWG26~AWG18 Conformity DIN46228-4 8~12mm
	Single $\phi 0.3 \sim \phi 1.3$ 9~10mm
	Twist 0.08mm <sup>2</sup> ~ 1.5mm <sup>2</sup> / MAX AWG28~AWG16 9~10mm
Operating ambient temperature	-15 $^{\circ}$ C~+60 $^{\circ}$ C(No freezing or condensation)
Relative humidity	45~85%

\*Solid/Stranded wires with insulation of  $\phi 3.2$  or more cannot be used.

Weight 約50g

How to move the unit attached to the DIN (35-mm width) rail

This unit is the structure which is fixable to a rail without using a stopper. When moving the unit fixed to the rail, it can move by pushing the button① of a figure.



改番 REV.	訂正記事 DESCRIPTION OF REVISION	年月日 DATE	担当 BY
---------	------------------------------	----------	-------

承認 APPROVED 菅沼 2015.12/11	検閲 CHECKED 小松 2015.12/11	製図 DRAWING 宮澤	設計 DESIGNED	名称 TITLE PCXV-1H20-TB20-K2
製品コード CODE No.	単位 UNIT mm	公差 TOLERANCE	尺度 SCALE 1 / 1	番 DRAWING No. TA15346-01
東洋技研株式会社 TOYOGIKEN CO.,LTD.			REV. SHEET 1 / 1	