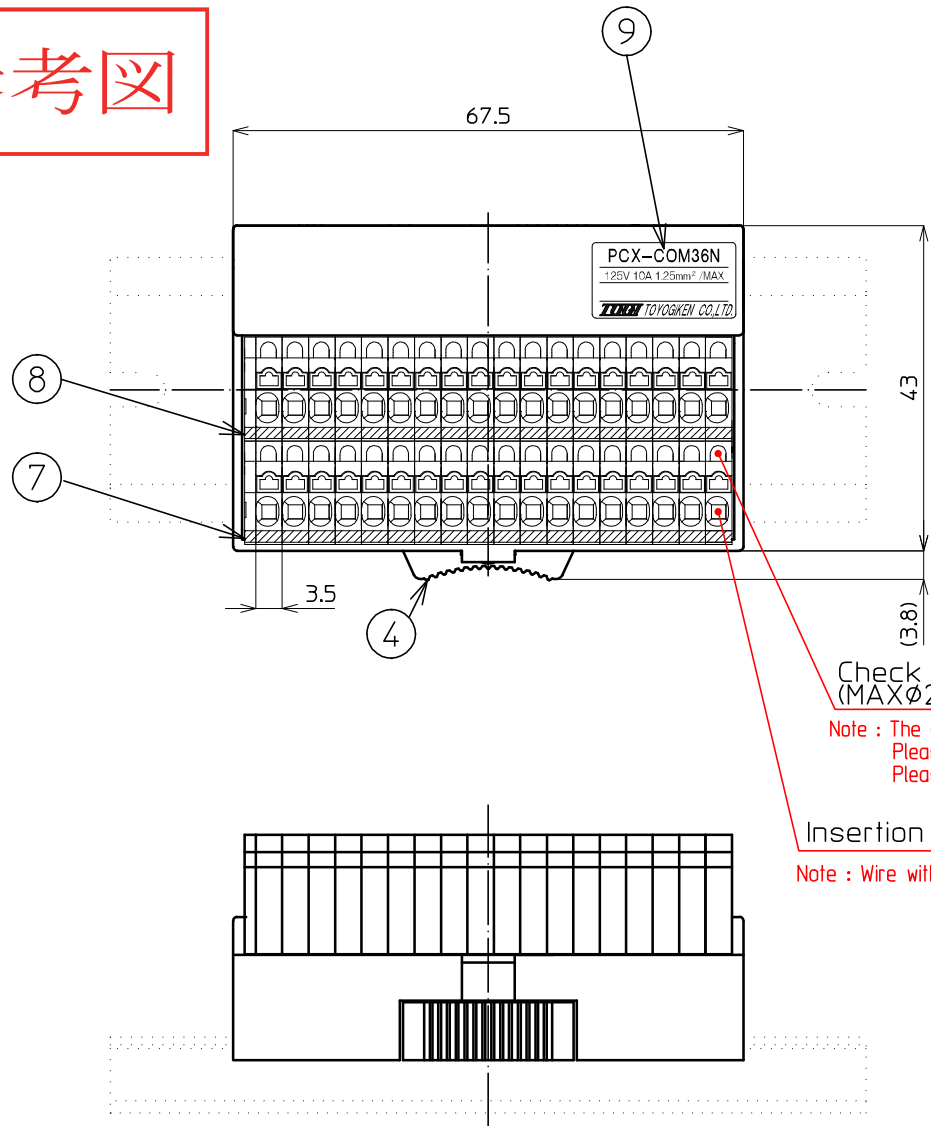
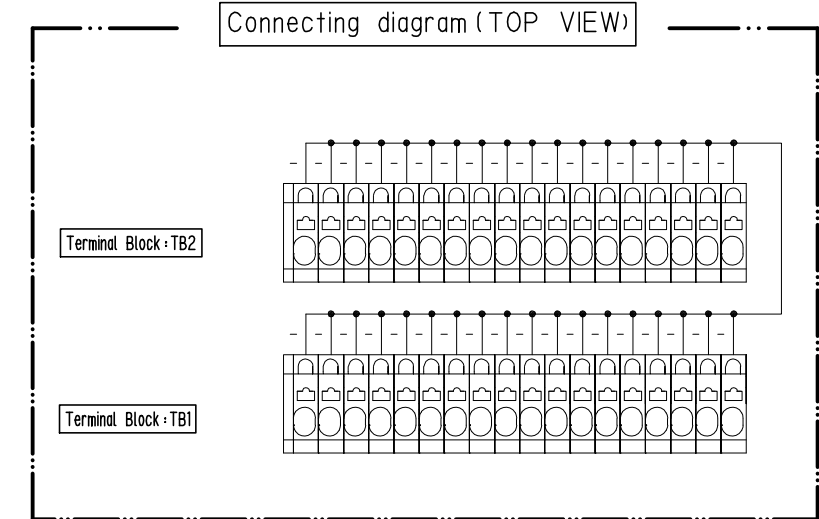


参考図



Check hole (MAX Ø2)
 Note : The check holes do not have a function to hold tester pins.
 Please use for continuity check by contacting pins of Ø2 or less.
 Please note that forcibly pushing and holding the tester pins may cause malfunction.

Insertion hole
 Note : Wire with insulation diameter of Ø3.2 or more cannot be used.



No.	The contents of printing
⑧	-----
⑦	-----

Specification

No.	Description	Material	Size	Surface Treatment	Remarks	Quantity
1	Terminal Block 18P					2
a	Base	66Nylon(Gray)			UL94V-0	18set
b	Conductive Plate	Copper alloy		Sn		
c	Button	66Nylon(Orange)			UL94V-0	
d	Connecting Spring	SUS				
e	Side Plate	66Nylon(Gray)			UL94V-0	
2	Upper case	PBT (Ivory)			UL94V-0	1
3	Lower case	PBT (Ivory)			UL94V-0	1
4	Lock button	POM (yellow)				1
5	Spring	SUS				1
6	Substrate	Glass epoxy	t=1.6			1
7	Name seal TB1					1
8	Name seal TB2					1
9	Seal of form				* Optional	1
10	Rail DIN35mm					1

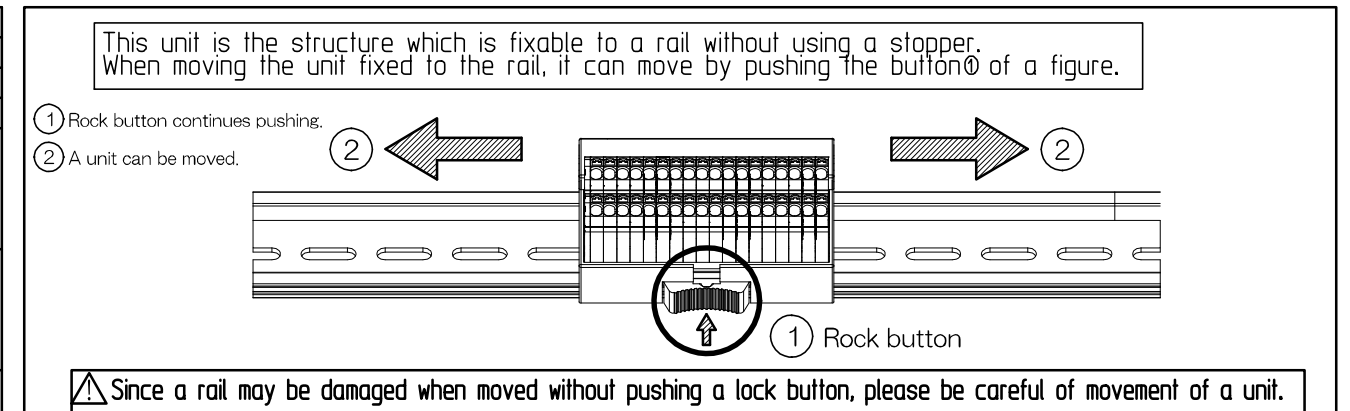
Rateds

Rating voltage	125V
Rating current	10A
Insulation resistance	100MΩ or above (With DC500V)
Withstand voltage	AC500V / 1minute
Connectable wire	Pressure terminal 0.14mm ² ~ 0.75mm ² / AWG26~AWG18 Conformity DIN46228-4 8~12mm
	Single Ø0.3~Ø1.3 9~10mm
	Twist 0.08mm ² ~ 1.5mm ² / MAX AWG28~AWG16 9~10mm
Operating ambient temperature	-15℃~+60℃(No freezing or condensation)
Relative humidity	45~85%

*Solid/Stranded wires with insulation of Ø3.2 or more cannot be used.

Weight 69g

How to move the unit attached to the DIN (35-mm width) rail



改番 REV.	訂正記事 DESCRIPTION OF REVISION	年月日 DATE	担当 BY

承認 APPROVED	検図 CHECKED	製図 DRAWING	設計 DESIGNED	名称 TITLE
菅沼 2013. 2/12	小松 2013. 2/12	宮澤 2013. 2/12		PCX-COM36N
製品コード CODE No.		単位 UNIT	尺度 SCALE	番 DRAWNG No.
		mm	1 / 1	TA13113-01
公差 TOLERANCE		REV. SHEET		
TOYOGIKEN 東洋技研株式会社 TOYOGIKEN CO.,LTD.		1 / 1		