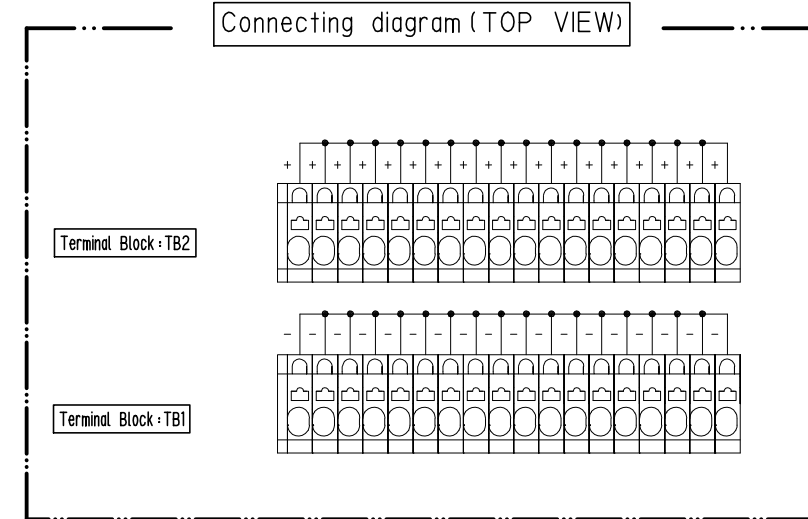
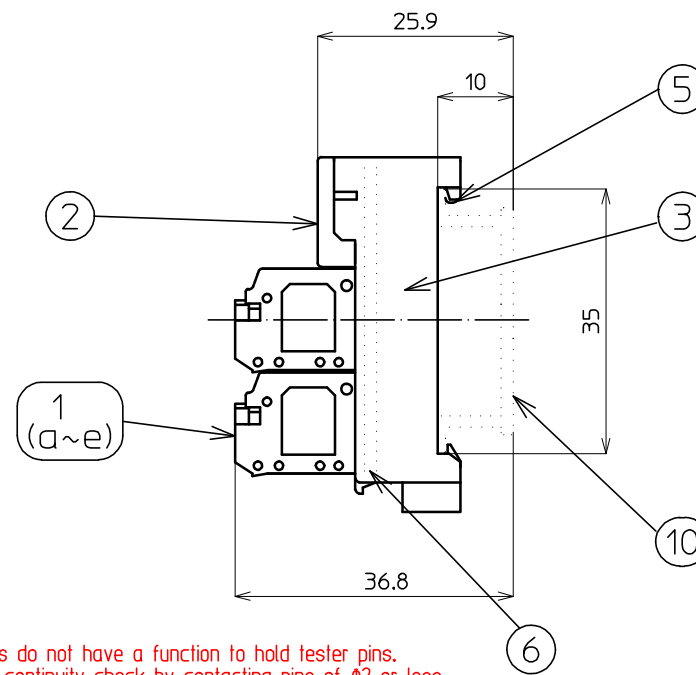
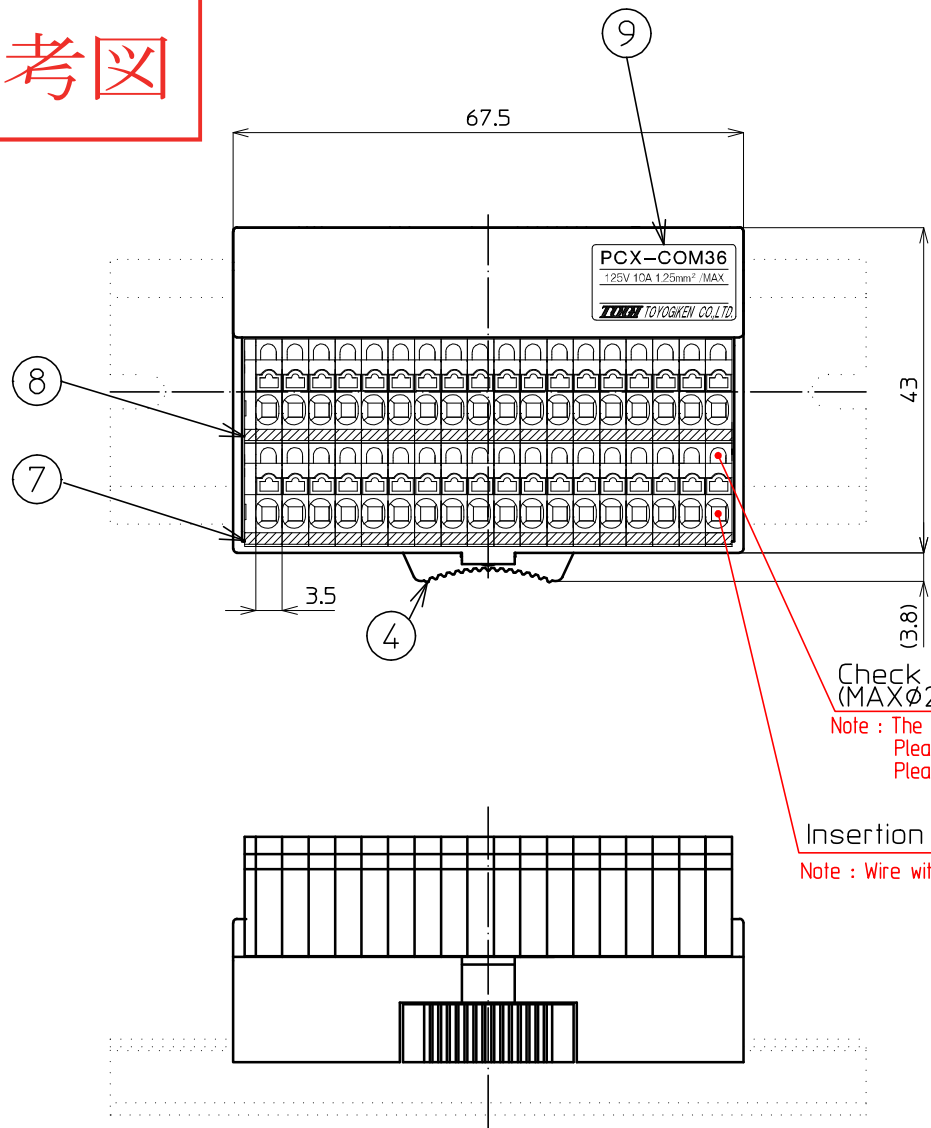


参考図



Check hole (MAX Ø2)
 Note : The check holes do not have a function to hold tester pins.
 Please use for continuity check by contacting pins of #2 or less.
 Please note that forcibly pushing and holding the tester pins may cause malfunction.

Insertion hole
 Note : Wire with insulation diameter of #3.2 or more cannot be used.

No.	The contents of printing
⑧	+++++
⑦	-----

Specification

No.	Description	Material	Size	Surface Treatment	Remarks	Quantity
1	Terminal Block 18P					2
a	Base	66Nylon(Gray)			UL94V-0	18set
b	Conductive Plate	Copper alloy		Sn		
c	Button	66Nylon(Orange)			UL94V-0	
d	Connecting Spring	SUS				
e	Side Plate	66Nylon(Gray)			UL94V-0	
2	Upper case	PBT (Ivory)			UL94V-0	1
3	Lower case	PBT (Ivory)			UL94V-0	1
4	Lock button	POM (yellow)				1
5	Spring	SUS				1
6	Substrate	Glass epoxy	t=1.6			1
7	Name seal TB1					1
8	Name seal TB2					1
9	Seal of form				* Optional	1
10	Rail DIN35mm					1

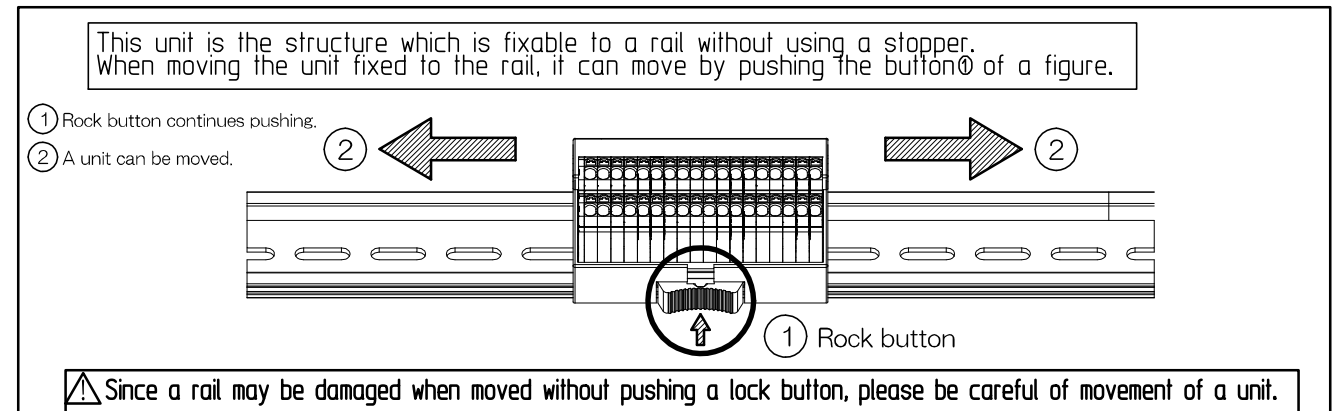
Rateds

Rating voltage	125V
Rating current	10A
Insulation resistance	100M Ω or above (With DC500V)
Withstand voltage	AC500V / 1minute
Connectable wire	Pressure terminal 0.14mm ² ~ 0.75mm ² / AWG26~AWG18 Conformity DIN46228-4 8~12mm
	Single ϕ 0.3~ ϕ 1.3 9~10mm
	Twist 0.08mm ² ~ 1.5mm ² / MAX AWG28~AWG16 9~10mm
Operating ambient temperature	-15 $^{\circ}$ C~+60 $^{\circ}$ C(No freezing or condensation)
Relative humidity	45~85%

*Solid/Stranded wires with insulation of #3.2 or more cannot be used.

Weight 69g

How to move the unit attached to the DIN (35-mm width) rail



承認 APPROVED	検図 CHECKED	製図 DRAWING	設計 DESIGNED	名称 TITLE
菅沼 2013. 2/12	小松 2013. 2/12	宮澤		PCX-COM36
製品コード CODE No.		単位 UNIT	尺度 SCALE	番 DRAWNG No.
		mm	1 / 1	TA13111-01
公差 TOLERANCE			REV. SHEET	
東洋技研株式会社 TOYOGIKEN CO.,LTD.			1 / 1	

改番 REV.	訂正記事 DESCRIPTION OF REVISION	年月日 DATE	担当 BY