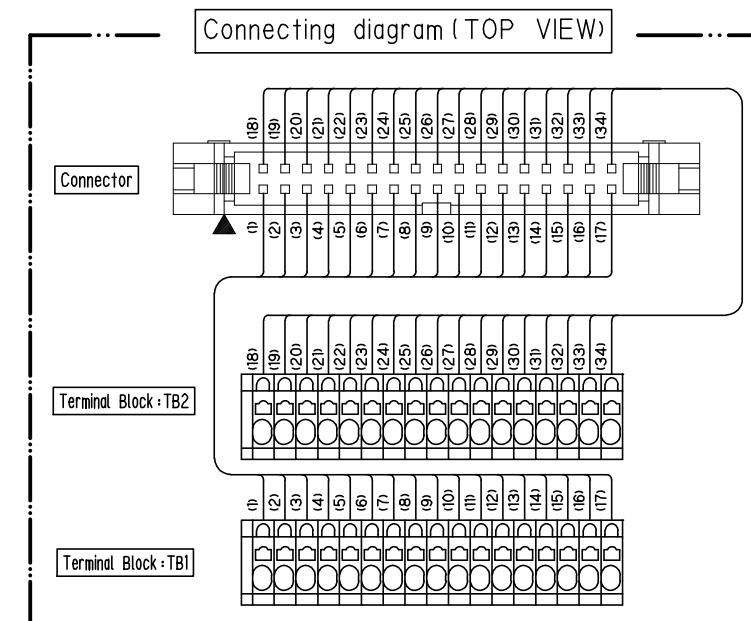
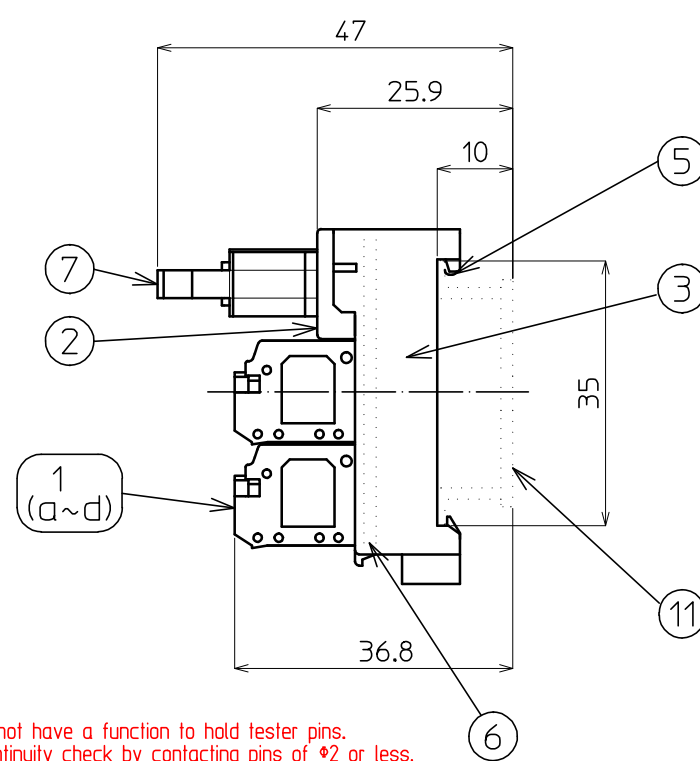
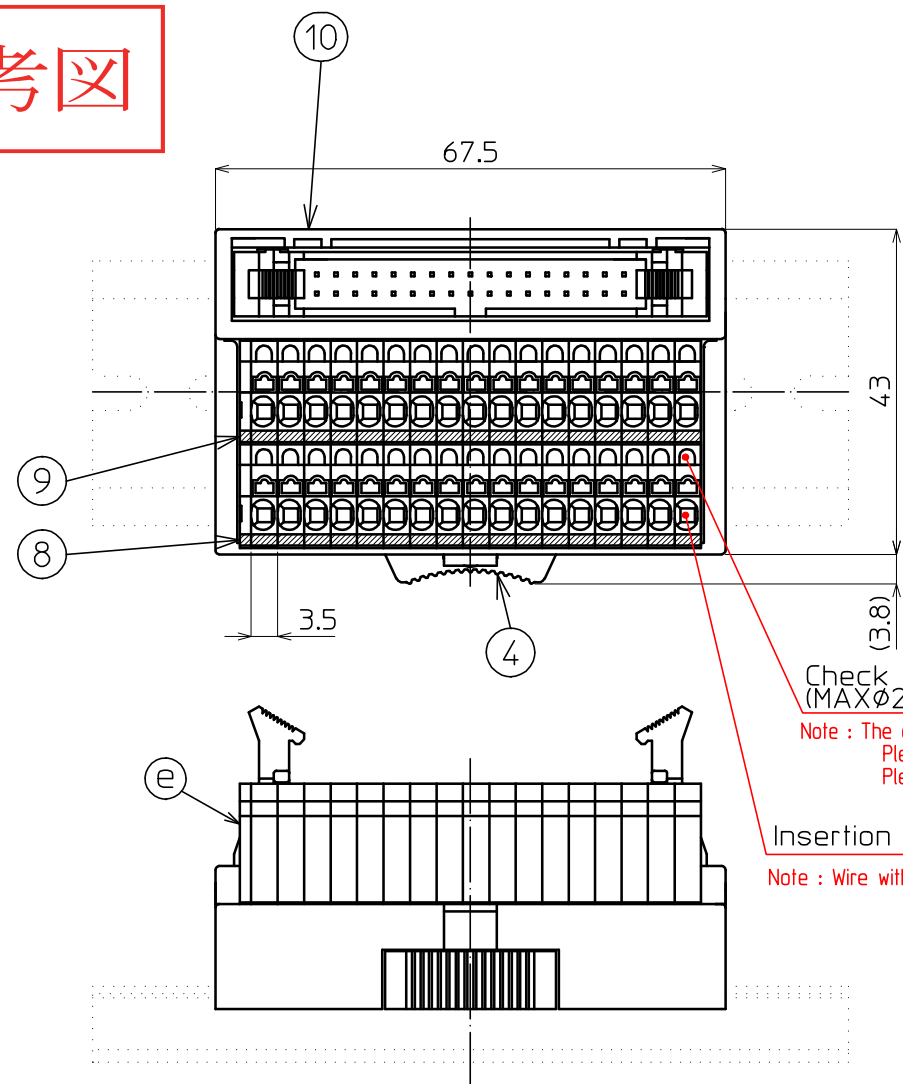


参考図



Check hole (MAX Ø2)
 Note : The check holes do not have a function to hold tester pins.
 Please use for continuity check by contacting pins of #2 or less.
 Please note that forcibly pushing and holding the tester pins may cause malfunction.

Insertion hole
 Note : Wire with insulation diameter of #3.2 or more cannot be used.

No.	The contents of printing
9	100 101 102 103 104 105 106 107 108 109 110 111 112 113 114 115 COM1
8	000 001 002 003 004 005 006 007 008 009 010 011 012 013 014 015 COM0

Specification

No.	Description	Material	Size	Surface Treatment	Remarks	Quantity
1	Terminal Block 17P					2
a	Base	66Nylon(Gray)		Sn	UL94V-0	17set
b	Conductive Plate	Copper alloy				
c	Button	66Nylon(Orange)			UL94V-0	
d	Connecting Spring	SUS				
e	Side Plate	66Nylon(Gray)			UL94V-0	
2	Upper case	PBT (Ivory)			UL94V-0	1
3	Lower case	PBT (Ivory)			UL94V-0	1
4	Lock button	POM (yellow)				1
5	Spring	SUS				1
6	Substrate	Glass epoxy	t=1.6			1
7	Connector				HIROSE:HIF3BA-34PA-254DSA(63)	1
8	Name seal TB1					1
9	Name seal TB2					1
10	Seal of form					1
11	Rail DIN35mm				* Optional	1

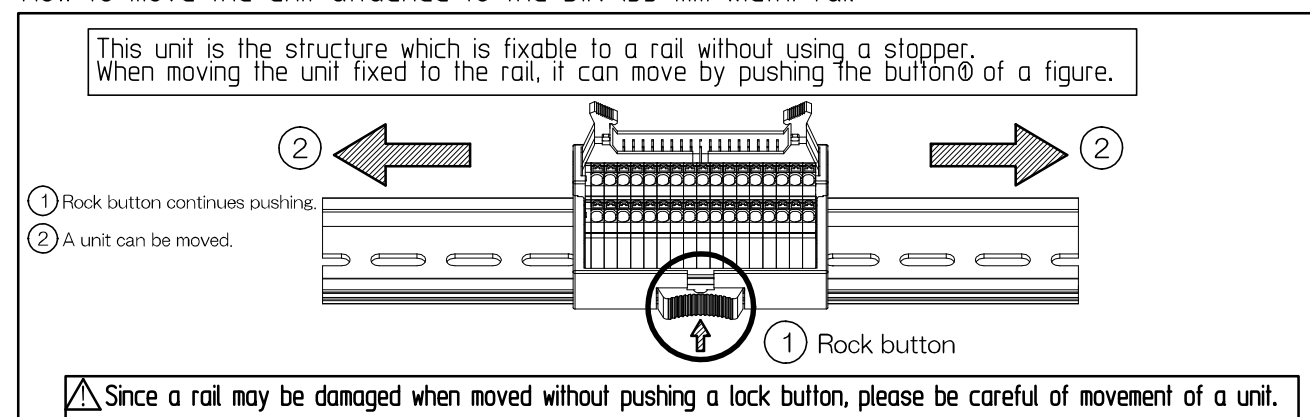
Rateds

Rating voltage	125V
Rating current	1A
Insulation resistance	100M Ω or above (With DC500V)
Withstand voltage	AC500V / 1minute
Connectable wire	Pressure terminal 0.14mm ² ~ 0.75mm ² / AWG26~AWG18 Conformity DIN46228-4 8~12mm
	Single ϕ 0.3~ ϕ 1.3 9~10mm
	Twist 0.08mm ² ~ 1.5mm ² / MAX AWG28~AWG16 9~10mm
Operating ambient temperature	-15℃~+60℃(No freezing or condensation)
Relative humidity	45~85%

*Solid/Stranded wires with insulation of #3.2 or more cannot be used.

Weight 73g

How to move the unit attached to the DIN (35-mm width) rail



承認 APPROVED	検図 CHECKED	製図 DRAWING	設計 DESIGNED	名称 TITLE
菅沼 2013. 2/12	小松 2013. 2/12	宮澤		PCX-1H34-TB34-K1
製品コード CODE No.		単位 UNIT mm	尺度 SCALE 1 / 1	番 DRAWNG No. TA13093-01
公差 TOLERANCE		REV. SHEET 1 / 1		

改番 REV.	訂正記事 DESCRIPTION OF REVISION	年月日 DATE	担当 BY