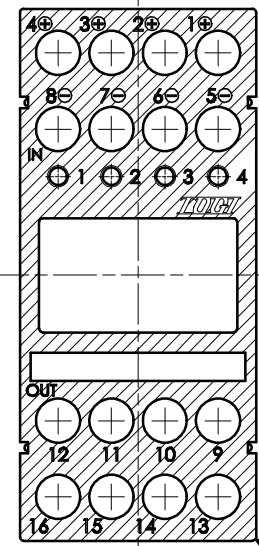
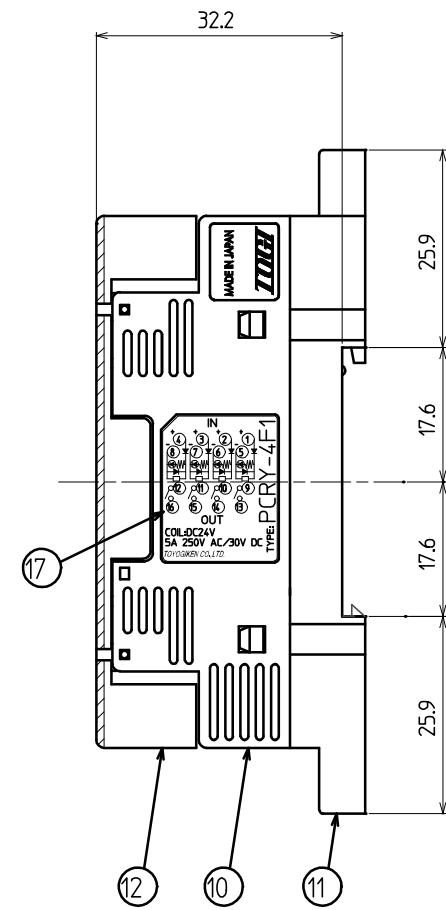
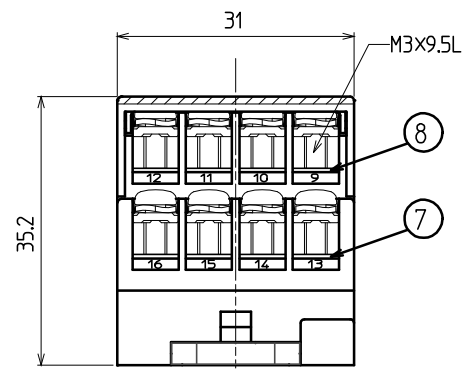
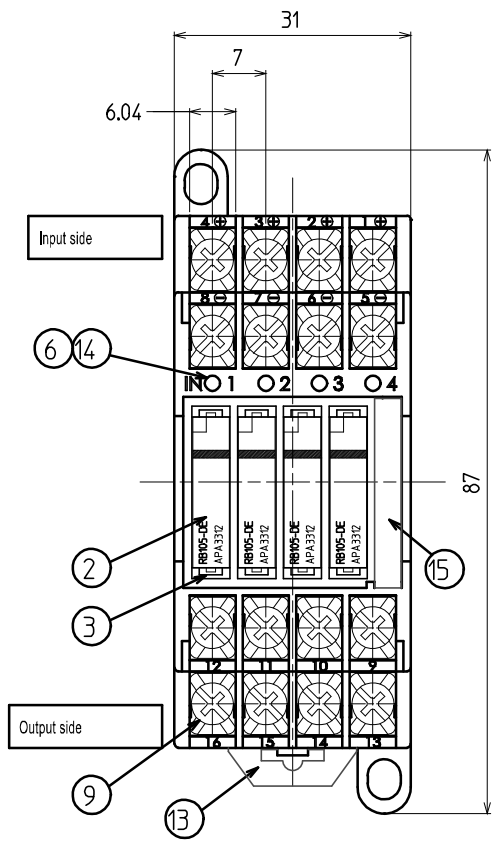


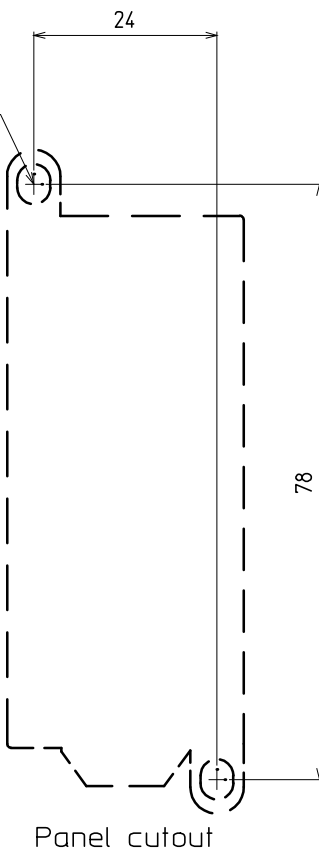
Dimensions



SAFETY COVER



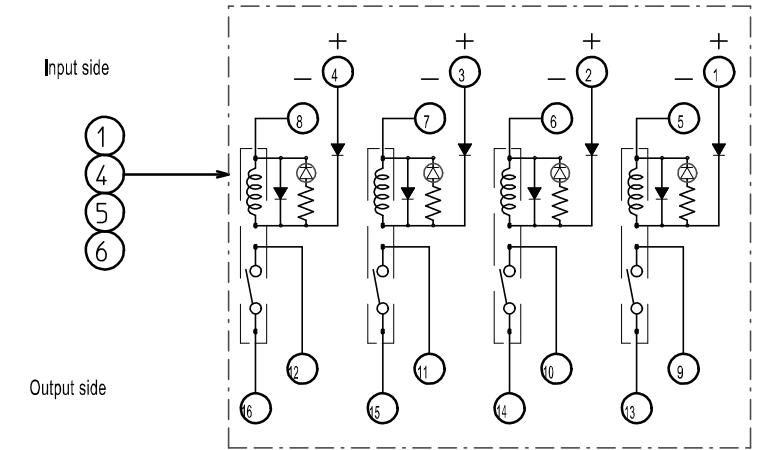
2-4.3 dia.holes  
or M4 screw



Panel cutout

Circuit View

(Top View)



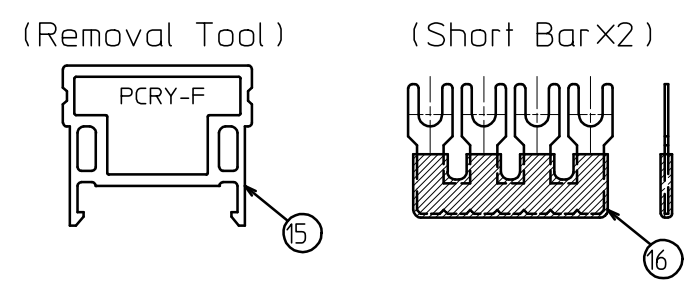
Rated

Input rating per relay	
Rated input voltage	24V DC
Input current	Approx. 11.4mA
Output rating per relay	
Rated control capacity (resistive load)	5A 250V AC, 5A 30V DC
Max allowable contact power (resistive load)	1,250VA (AC), 150W (DC)
Max allowable contact voltage	250V AC, 30V DC
Max allowable contact current	5A

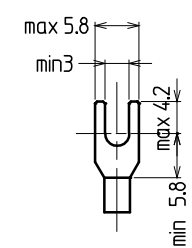
Specifications

No.	Description	Type	Material	Quantity	Remarks
1	Substrate	PCRY-4F1	Glass-epoxy	1	t=1.6
2	Relay	RB105-DE		4	Fuji Electric
3	Relay socket	TP04		4	Fuji Electric
4	Diode			8	
5	Resistance			4	
6	LED			4	
7	Conductive Plate a		C2680R	8	t=0.8 Sn PLATING
8	Conductive Plate b		C2680R	8	t=0.8 Sn PLATING
9	Connecting Screw M3x9.5L		SWRM	16	±Free terminal screw with spring
10	Upper case	PCRY4-A	PPE	1	UL94V-0
11	Lower case	PCRY4-B	PPE	1	UL94V-0
12	Safety Cover	PCRY4-C	PC	1	Smoke
13	Lock Lever	PCRY4-D	POM	1	Color:Yellow
14	LED lens	PCRY4-E	PC	1	Transparent
15	Removal Tool	PCRY-F	POM	1	Color:Yellow
16	Short Bar	BB7.0-4	C2680R	2	t=0.5 Coating (PVC :Black.)
17	Type.Circuit seal	PCRY-4F1-S		1	

Accessories



Applicable wire-pressed terminal (mm)



Applicable wire-size

MAX 1.25mm<sup>2</sup>

参考図

承認 APPROVED 菅沼 2017/7/20	検閲 CHECKED 小松 2017/7/20	製図 DRAWING 柳澤 2017.07.20	設計 DESIGNED 柳澤 2017.07.20	名称 TITLE PCRY-4F1
製品コード CODE No.		単位 UNIT mm	尺度 SCALE 1/1	Specifications
東洋技研株式会社 TOYOGIKEN CO.,LTD.		公差 TOLERANCE	図番 DRAWING No. TA17350-01	REV. SHEET

改番 REV.	訂正記事 DESCRIPTION OF REVISION	年月日 DATE	担当 BY