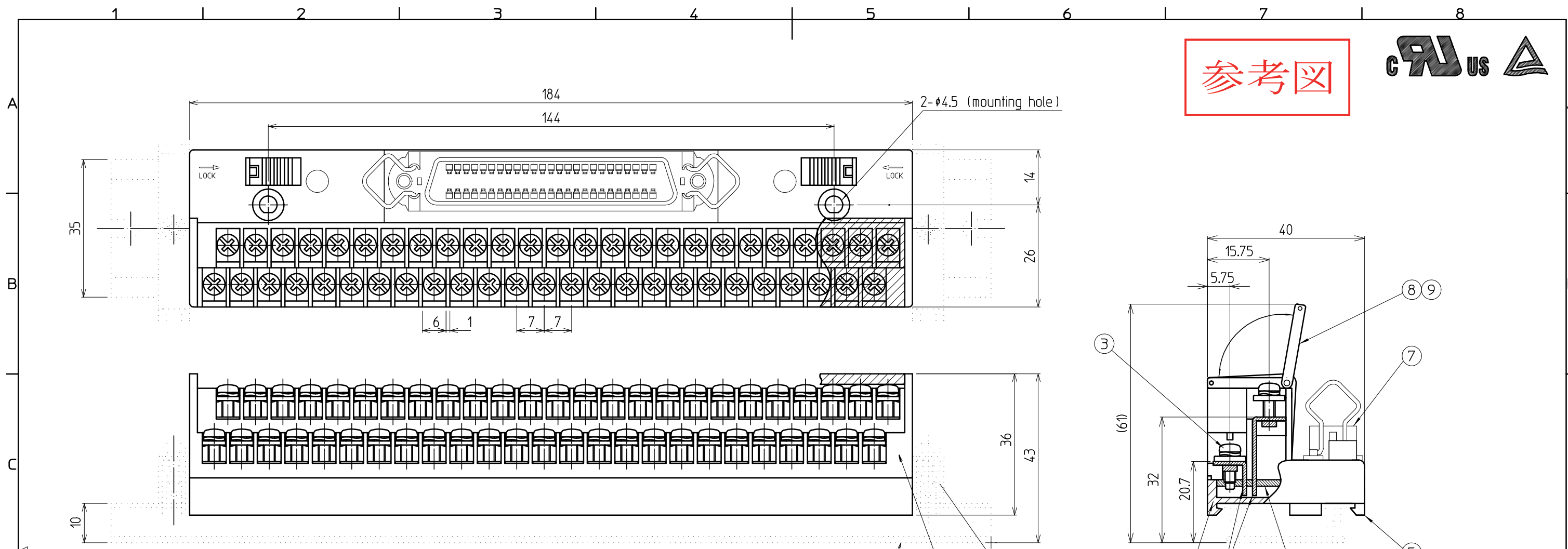


参考図



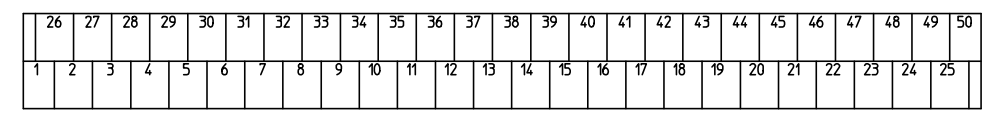
Rateds

	JIS·NECA	UL·cUL	TUV	Applicable solderless terminal (mm)
Rating voltage	125 V	125 V	125 V	
Rating current	1A	1A	1A	
Connectable wire	1.25 mm ² /MAX	AWG22~16	AWG22~16	
Insulation resistance	100M Ω or above (With DC500V)			
Withstand voltage	AC600V / 1minute			
Standard tightening torque	1.2N·m			
Operating ambient temperature	-15℃~+60℃(No freezing or condensation)			
Standard	JIS C 8201-7-1 NECA C 2811	UL1059 C22,2 No158	EN60947-7-1	

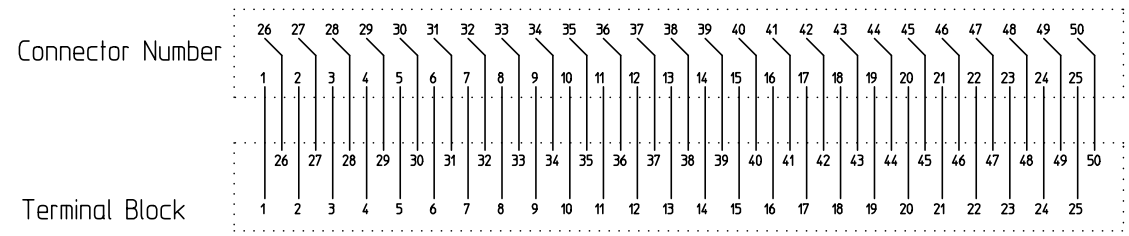
Specifications

No	Description	Material	Size	Surface treatment	Remarks
1	Terminal Block	Modified PPE (Gray)			UL94V-0
2	Conductive Plate A,B	Brass	t=1	Sn	
3	Connection screw	Steel	M3X9.5L	Ni	≠Free terminal screw with spring
4	Under case	Modified PPE (Gray)			UL94V-0
5	Rail latch	Acetal copolymer (yellow)			
6	Substrate	Glass-epoxy	t=1.6		
7	Connector				57GE-40500-751-FA (DDK)
8	Cover	Polycarbonate			
9	Name Plate	Paper			
(10)	Mounting Rail	Aluminum			DAV,DAS ※ Optional
(11)	Stopper	Steel		Zn+Trivalent chromate conversion treatment	HDV-1 ※ Optional

Name Plate



Connecting Diagram Top View



承認 APPROVED 菅沼 2012.12/19	検閲 CHECKED 小松 2012.12/19	製図 DRAWING 宮澤 2012.12/19	設計 DESIGNED	名称 TITLE PCN7-9D50
製品コード CODE No.		単位 UNIT mm	尺度 SCALE 1/1	Specifications
公差 TOLERANCE		東洋技研株式会社 TOYOGIKEN CO.,LTD.	図番 DRAWING No. TA12336-01	REV. SHEET

改番 REV.	訂正記事 DESCRIPTION OF REVISION	年月日 DATE	担当 BY