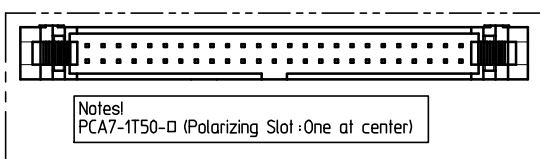
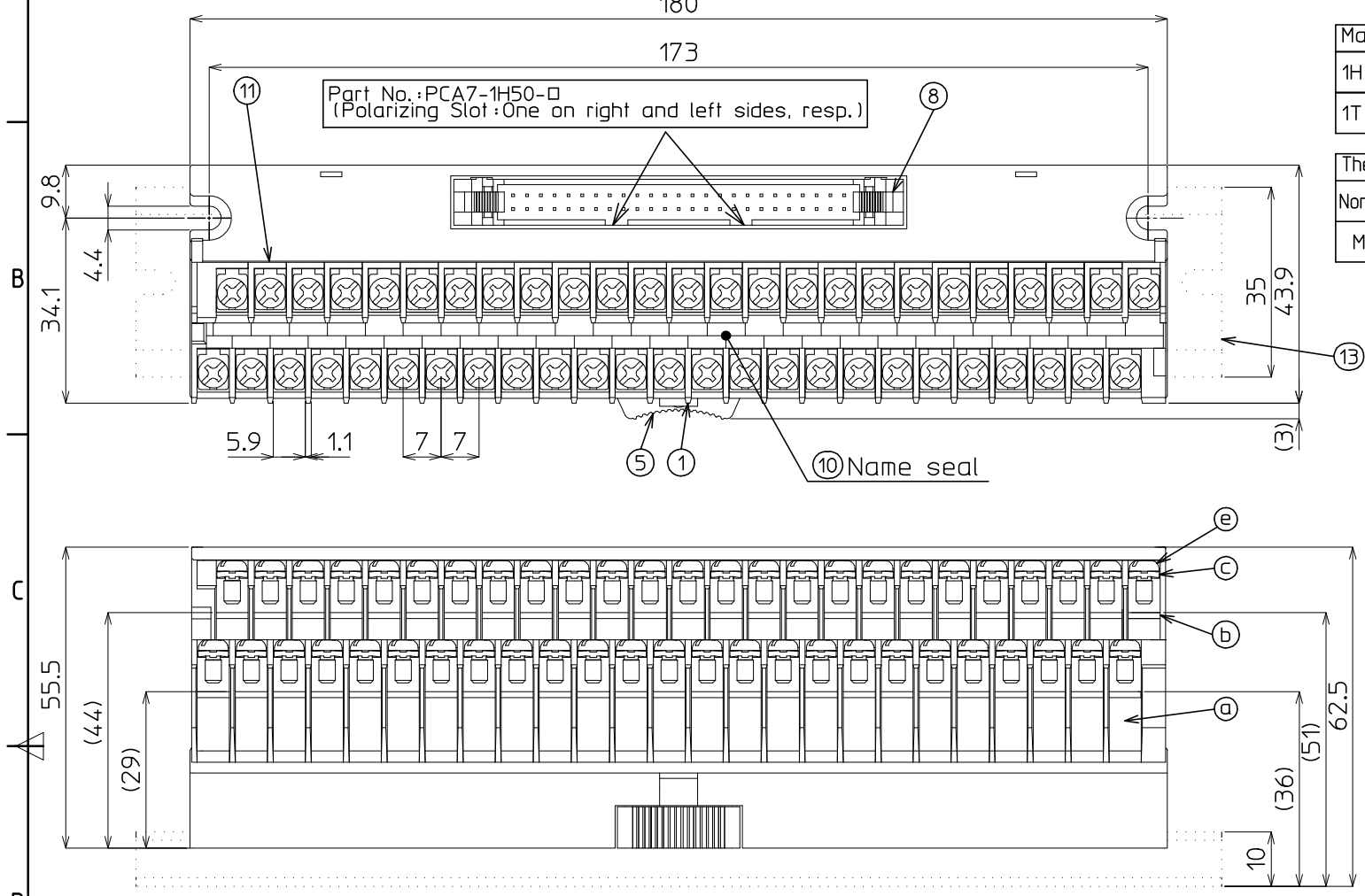


参考図



Order form  
PCA7-□□50-□



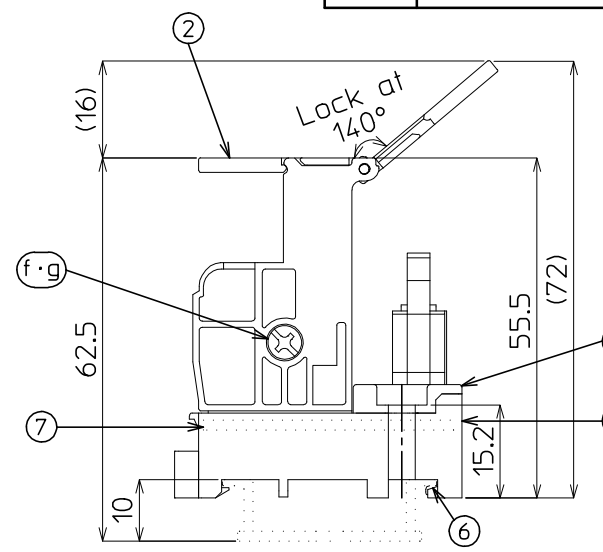
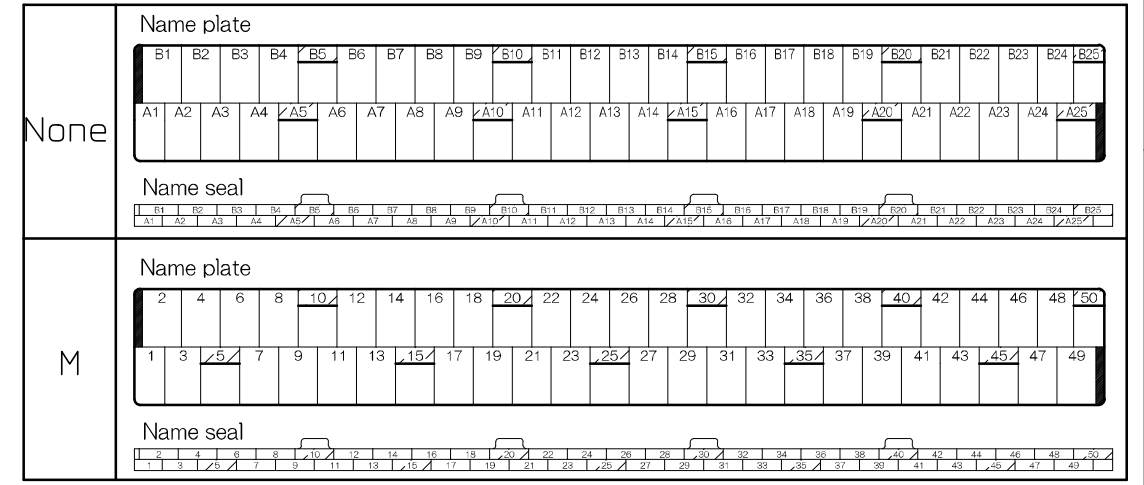
Maker & Connector

1H	Maker/HIROSE Form/HIF3A-50PA-254DSA (63)
1T	Maker/OMRON Form/XG4A-5031

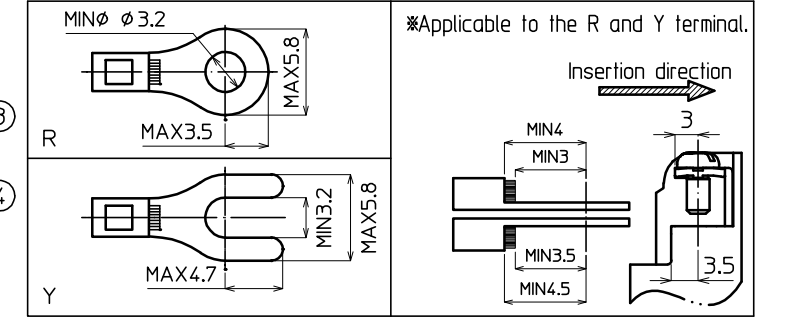
The contents of printing type (Fig.1)

None	Upper terminal B1-B25 Lower terminal A1-A25
M	Upper terminal 2·4···50 Lower terminal 1·3···49

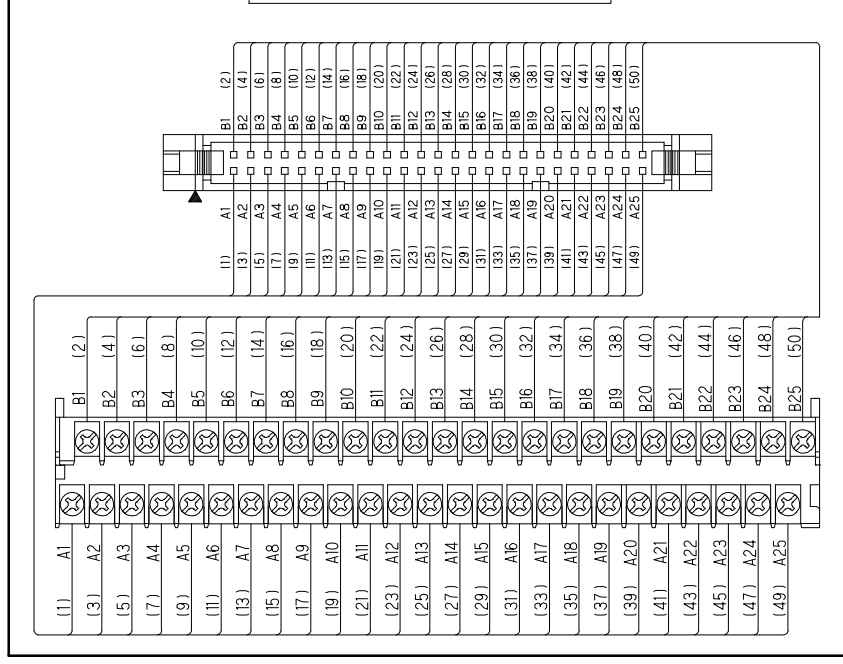
⑨ 【 Fig.1 】 The contents of printing type



Applicable solderless terminal



Connecting diagram (TOP VIEW)



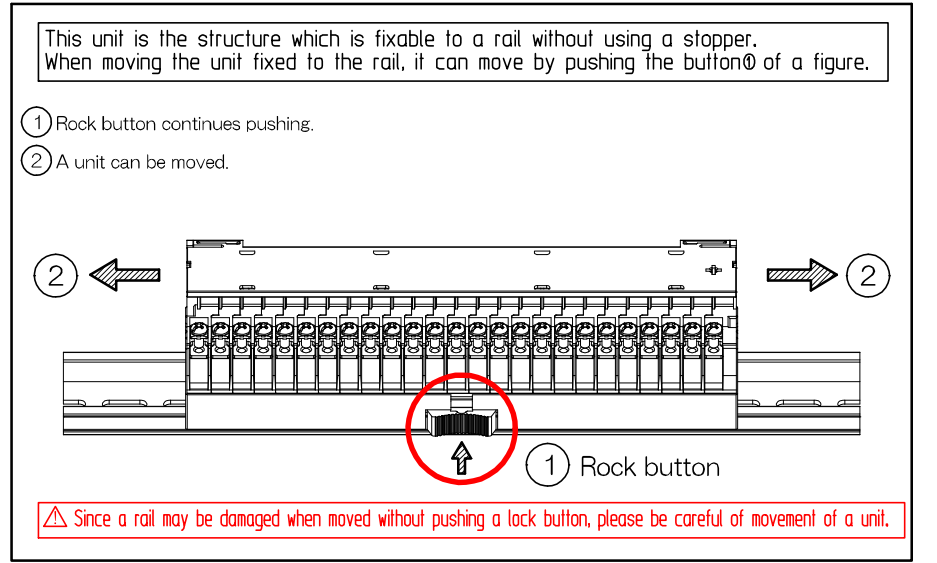
Specification

No.	Description	Material	Surface Treatment	Remarks
1	Terminal Block			
a	Base	Modified PPE (Black)		UL94V-0
b	Conductive Plate	Copper alloy	Sn	
c	Washer	Steel	Zn	
d	Spring	SUS		*Springs is Built-in
e	Terminal Screw	Steel	Zn	
f	Screw	Steel	Zn	
g	Nut	Steel	Zn	
2	Cover	Polycarbonate (Clear)		UL94V-2
3	Upper case	Modified PPE (Black)		UL94V-0
4	Lower case	Modified PPE (Black)		UL94V-0
5	Lock button	POM (yellow)		
6	Spring	SUS		
7	Substrate	Glass epoxy		
8	Connector			Another description
9	Name Plate			
10	Name seal			
11	Seal of form			
12	Screw	Steel	Zn	*Tightening from the lower case * Optional
13	Rail DIN35mm			

Ratds

Rating voltage	125 V
Rating current	1 A
Insulation resistance	100MΩ or above (With DC500V)
Withstand voltage	AC500V / 1minute
Connectable wire	1.25 mm <sup>2</sup> / MAX
Size of terminal screw	M3X6L
Standard tightlening torque	0.8N·m
Operating ambient temperature	-15℃~+60℃(No freezing or condensation)
Relative humidity	45~85%
Weight	256g

How to move the unit attached to the DIN (35-mm width) rail



REV.	DESCRIPTION OF REVISION	DATE	BY

承認 APPROVED 菅沼 2016/6/15	検図 CHECKED 小松 2016/6/15	製図 DRAWING 宮澤 2016. 6/15	設計 DESIGNED	名称 TITLE PCA7-□□50-□ Specifications
製品コード CODE No.		単位 UNIT mm	尺度 SCALE F	図番 DRAWING No. TA16247-01
東洋技研株式会社 TOYOGIKEN CO.,LTD.		公差 TOLERANCE		REV. SHEET 1/1