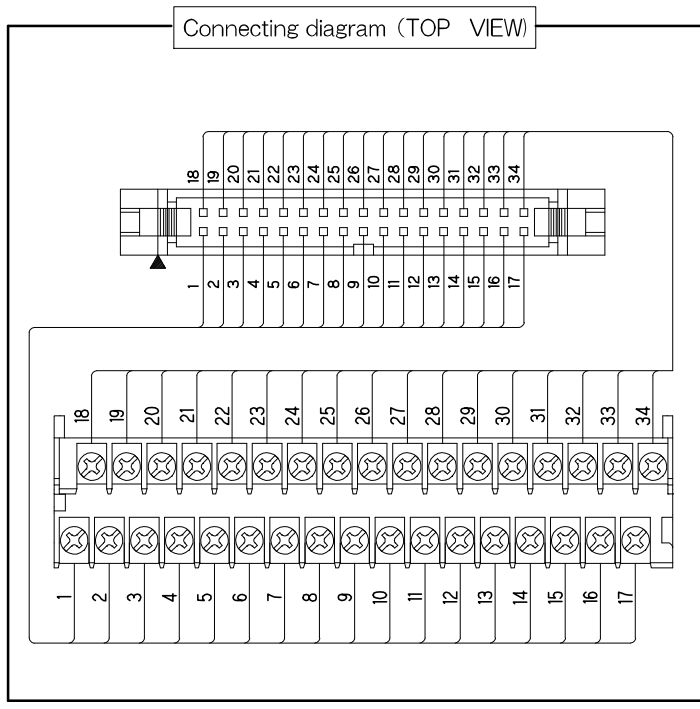
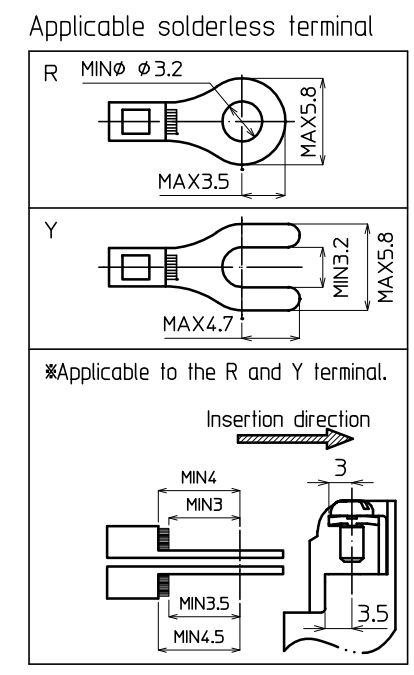
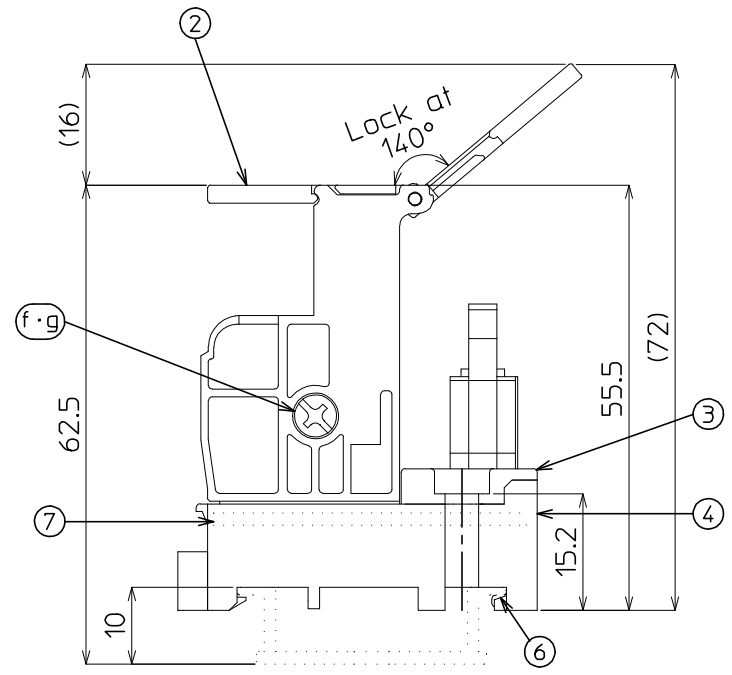
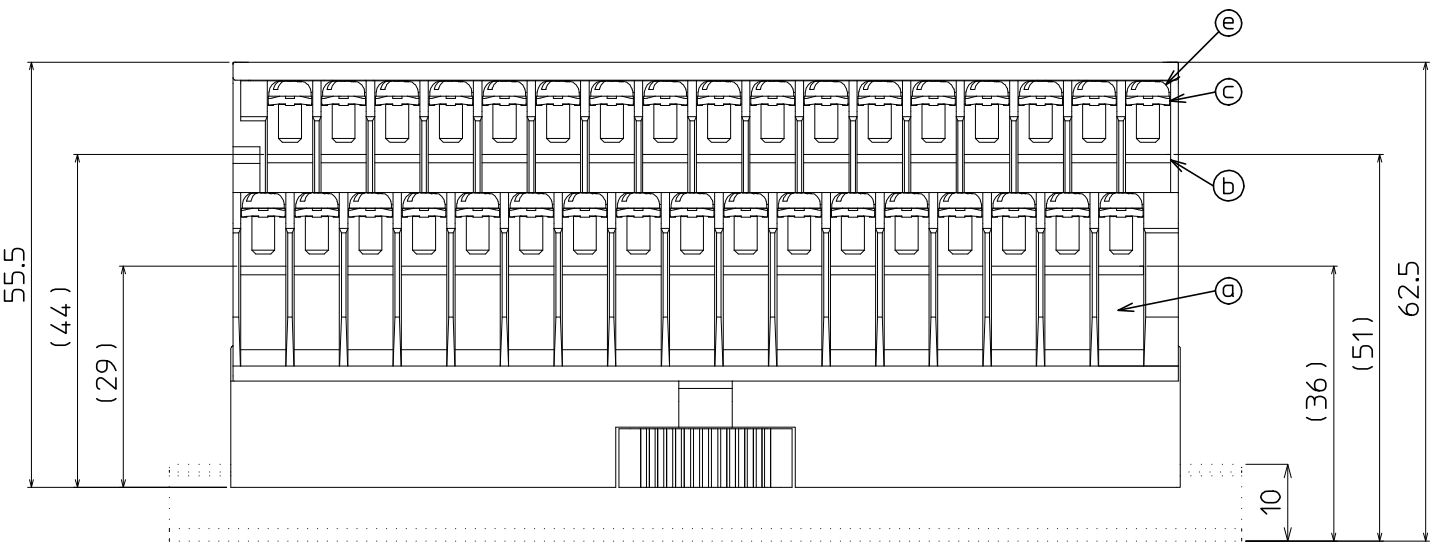
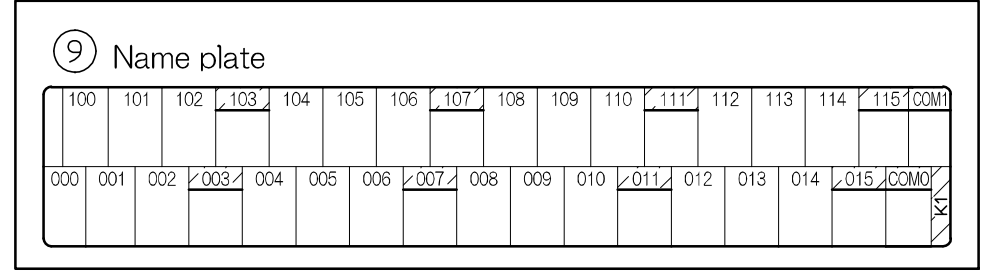
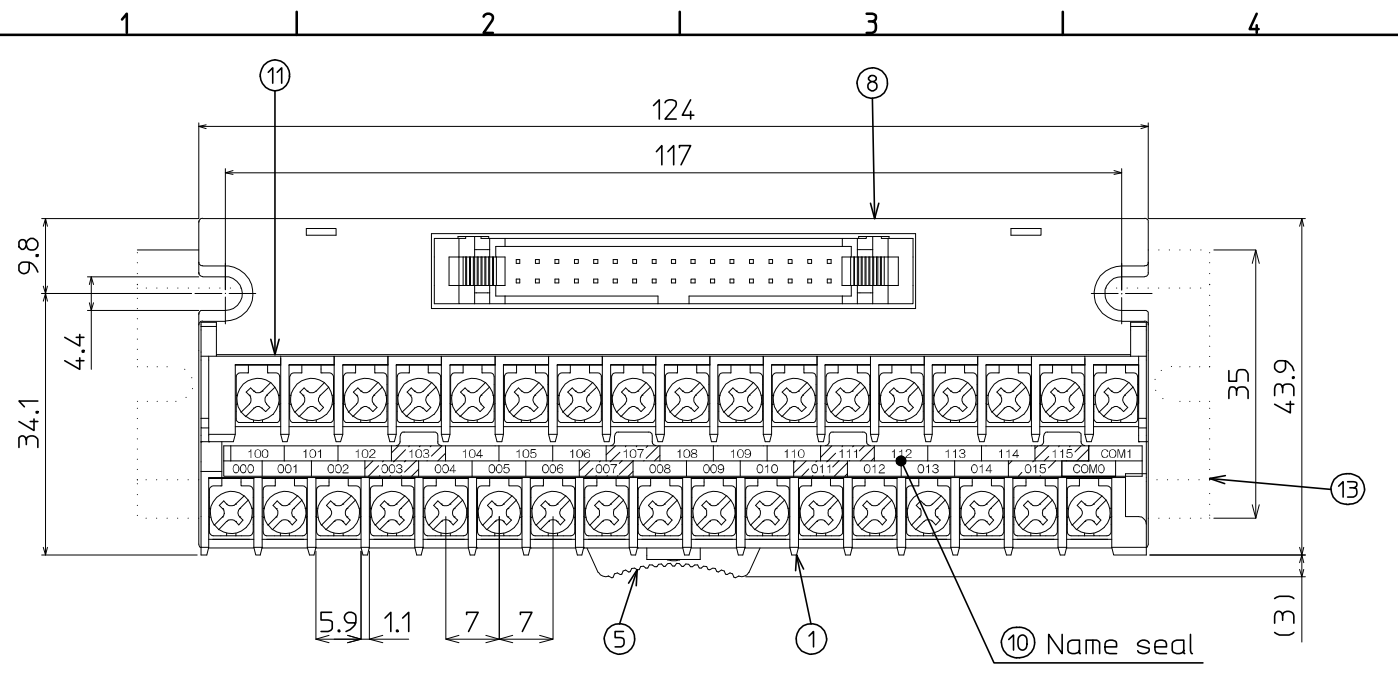


参考図

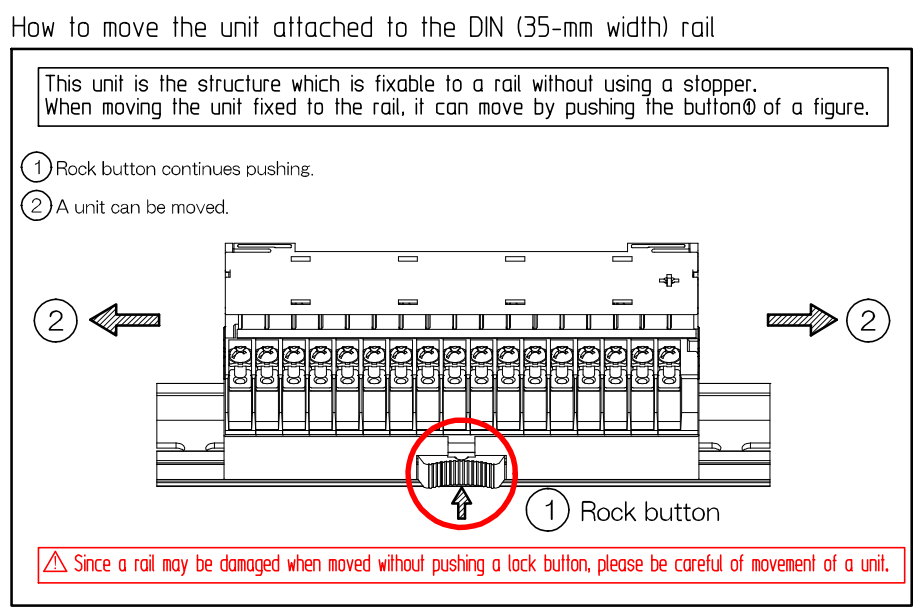


Specification

No.	Description	Material	Surface Treatment	Remarks
1	Terminal Block			
a	Base	Modified PPE (Black)		UL94V-0
b	Conductive Plate	Copper alloy	Sn	
c	Washer	Steel	Zn	
d	Spring	SUS		*Springs is Built-in
e	Terminal Screw	Steel	Zn	
f	Screw	Steel	Zn	
g	Nut	Steel	Zn	
2	Cover	Polycarbonate (Clear)		UL94V-2
3	Upper case	Modified PPE (Black)		UL94V-0
4	Lower case	Modified PPE (Black)		UL94V-0
5	Lock button	POM (yellow)		
6	Spring	SUS		
7	Substrate	Glass epoxy		
8	Connector			HIROSE HIF38A-34PA-254DSA (63)
9	Name Plate			
10	Name seal			
11	Seal of form			
12	Screw	Steel	Zn	*Tightening from the lower case
13	Rail DIN35mm			* Optional

Rates

Rating voltage	125 V
Rating current	1 A
Insulation resistance	100MΩ or above (With DC500V)
Withstand voltage	AC500V / 1minute
Connectable wire	1.25 mm <sup>2</sup> / MAX
Size of terminal screw	M3X6L
Standard tightening torque	0.8N·m
Operating ambient temperature	-5℃~+60℃(No freezing or condensation)
Relative humidity	45~85%
Weight	179g



改番 REV.	訂正記事 DESCRIPTION OF REVISION	年月日 DATE	担当 BY

承認 APPROVED 菅沼 2016/6/15	検図 CHECKED 小松 2016/6/15	製図 DRAWING 宮澤 2016. 6/15	設計 DESIGNED	名称 TITLE PCA7-1H34-TB34-K1
製品コード CODE No.	単位 UNIT mm	公差 TOLERANCE	尺度 SCALE 1 / 1	図番 DRAWNG No. TA16282-01
東洋技研株式会社 TOYOGIKEN CO.,LTD.				REV. SHEET 1 / 1