










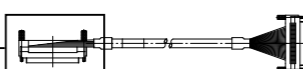

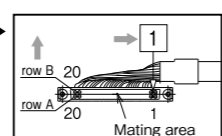


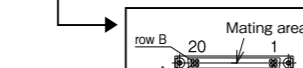

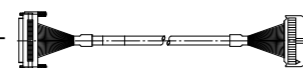

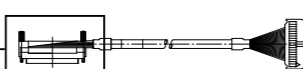

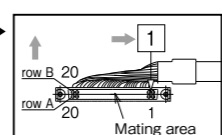
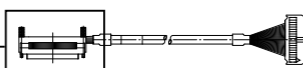

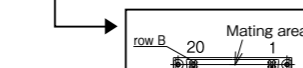



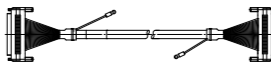
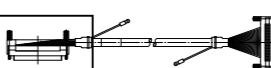
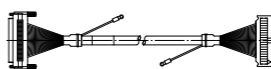
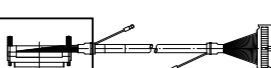
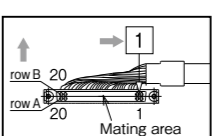

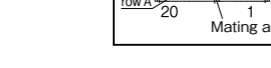


### Unshielded I/O Cables

	No. of cores	Connector maker	Part No.			
<b>MIL connector</b> Straight type 	20	HIROSE Electric	KB20N-1H1H-※MB		<a href="#">P. 4</a>	
		OMRON	KB20N-1T1T-※MB		<a href="#">P. 6</a>	
	26	HIROSE Electric	KB26N-1H1H-※MB		<a href="#">P. 4</a>	
		HIROSE Electric	KB34N-1H1H-※MB		<a href="#">P. 4</a>	
	40	HIROSE Electric	KB40N-1H1H-※MB		<a href="#">P. 5</a>	
		OMRON	KB40N-1T1T-※MB		<a href="#">P. 6</a>	
50	HIROSE Electric	KB50N-1H1H-※MB		<a href="#">P. 5</a>		
	OMRON	KB50N-1T1T-※MB		<a href="#">P. 6</a>		
<b>FCN connector</b>	40	Straight type 	KB40N-4F4F-※MB		<a href="#">P. 7</a>	
		Angled type 	KB40N-4F4F-LA1-※MB		<a href="#">P. 7</a>	
	Mating area diagram 	40	Angled type 	KB40N-4F4F-LA2-※MB		<a href="#">P. 7</a>
			Angled type 	KB40N-4F4F-LA2-※MB		<a href="#">P. 7</a>
	<b>FCN connector : MIL connector</b>	40	Straight type 	◀ MILconnector: HIROSE Electric KB40N-4F1H-※MB		<a href="#">P. 8</a>
			Angled type 	◀ MILconnector: HIROSE Electric KB40N-4F1H-LA1-※MB		<a href="#">P. 8</a>
Mating area diagram 		40	Angled type 	◀ MILconnector: HIROSE Electric KB40N-4F1H-LA2-※MB		<a href="#">P. 8</a>
			Angled type 	◀ MILconnector: HIROSE Electric KB40N-4F1H-LA2-※MB		<a href="#">P. 8</a>

 JUST CABLE... Can be ordered at 0.2~20m with 0.1m increments

### Shielded I/O Cables

	No. of cores	Connector maker	Part No.		
<b>MIL connector</b> Straight type 	20	HIROSE Electric	KBS-1H20-※MB	<a href="#">P. 10</a>	
		OMRON	KBS-1T20-※MB	<a href="#">P. 12</a>	
	26	HIROSE Electric	KBS-1H26-※MB	<a href="#">P. 10</a>	
		HIROSE Electric	KBS-1H34-※MB	<a href="#">P. 10</a>	
	40	HIROSE Electric	KBS-1H40-※MB	<a href="#">P. 11</a>	
		OMRON	KBS-1T40-※MB	<a href="#">P. 12</a>	
50	HIROSE Electric	KBS-1H50-※MB	<a href="#">P. 11</a>		
	OMRON	KBS-1T50-※MB	<a href="#">P. 12</a>		
<b>FCN connector</b>	40	Straight type 	F7J40-28SV-※MB	<a href="#">P. 13</a>	
		Angled type 	KB40S-4F4F-LA1-※MB	<a href="#">P. 13</a>	
<b>FCN connector : MIL connector</b>	40	Straight type 	◀ MIL connector: HIROSE Electric KB40S-4F1H-※MB	<a href="#">P. 14</a>	
		Angled type 	◀ MIL connector: HIROSE Electric KB40S-4F1H-LA1-※MB	<a href="#">P. 14</a>	
	Mating area diagram 	40	Angled type 	◀ MIL connector: HIROSE Electric KB40S-4F1H-LA1-※MB	<a href="#">P. 14</a>
			Angled type 	◀ MIL connector: HIROSE Electric KB40S-4F1H-LA1-※MB	<a href="#">P. 14</a>
<b>MDR connector (3M)</b>	20		KBS-10S20-F-※MB	<a href="#">P. 15</a>	
	26		KBS-10S26-F-※MB	<a href="#">P. 15</a>	
	36		KBS-10S36-F-※MB	<a href="#">P. 16</a>	
	50		KBS-10S50-F-※MB	<a href="#">P. 16</a>	
<b>D-SUB connector (HRS)</b>	25		KBS-3H25A-※MB	<a href="#">P. 17</a>	
	25		KBS-3H25B-※MB	<a href="#">P. 17</a>	
	37		KBS-3H37A-※MB	<a href="#">P. 18</a>	
	37		KBS-3H37B-※MB	<a href="#">P. 18</a>	
<b>MR connector (HTK)</b>	50		KBS-2M50A-※MB	<a href="#">P. 19</a>	
	50		KBS-2M50AB-※MB	<a href="#">P. 19</a>	
<b>57FE connector (DDK)</b>	50		KBS-9D50-※MB	<a href="#">P. 20</a>	

### Unshielded I/O Cables



#### Specifications

No. of cores	20	26	34	40	50
Construction (No./mm)	7/0.127(AWG28) Material: Tin-plated soft copper wire				
Insulation outer diameter (mm)	0.88				
Outer diameter (mm)	7.5	8.0	8.9	9.5	10.4
	tolerance: ±0.3			tolerance: ±0.5	
Insulation/sheath materials	Lead free heat resistant PVC				
Conductor resistance (Ω/m)	Max. 0.232				
Insulation resistance	100MΩ·km or more				
Withstand voltage	AC 500V / min.				
UL standard (cable part)	UL STYLE 2464 80°C 300V				

- No. of cores: 20 / 26 / 34 / 40 / 50
- MIL connector / FCN connector
- Straight type / Angled type (LA1: Left-angled type LA2: Right-angled type)

Part No.	No. of cores	Fig.	Type		JUST CABLE	Page
			CN1	CN2		
KB20N-1H1H-※MB	20		MIL connector	MIL connector	○	4
KB26N-1H1H-※MB	26				○	4
KB34N-1H1H-※MB	34				○	4
KB40N-1H1H-※MB	40				○	5
KB50N-1H1H-※MB	50				○	5
KB20N-1 T1 T-※MB	20		MIL connector	MIL connector	○	6
KB40N-1 T1 T-※MB	40				○	6
KB50N-1 T1 T-※MB	50				○	6
KB40N-4F4F-※MB	40		FCN connector	FCN connector	○	7
KB40N-4F4F-LA1-※MB	40				○	7
KB40N-4F4F-LA2-※MB	40				○	7
KB40N-4F1H-※MB	40		FCN connector	MIL connector	○	8
KB40N-4F1H-LA1-※MB	40				○	8
KB40N-4F1H-LA2-※MB	40				○	8

### Unshielded I/O Cables



## KB□N-1H1H-※MB

#### Order Format

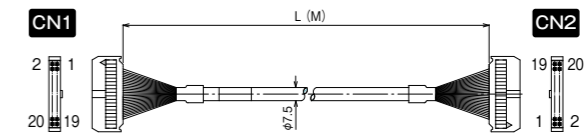
### KB20N-1H1H-※MB



※0.2~20m (with 0.1m increments)

L (M)	※
0.2m	0.2
0.3m	0.3
:	:
19.9m	19.9
20m	20

Cable weight 60 (g/1M) \* L (M)  
+Other parts weight 15g



**CN1**  
Maker : HIROSE ELECTRIC  
Model No. : HIF3BA-20D-2.54R

**CN2**  
Maker : HIROSE ELECTRIC  
Model No. : HIF3BA-20D-2.54R

Connecting diagram

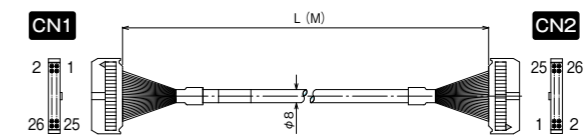
CN1	CN2
1	1
2	2
3	3
4	4
5	5
6	6
7	7
8	8
9	9
10	10
11	11
12	12
13	13
14	14
15	15
16	16
17	17
18	18
19	19
20	20

#### Order Format

### KB26N-1H1H-※MB



L (M)	※	weight
0.5m	0.5	55g
1m	1	90g
1.5m	1.5	125g
2m	2	160g
3m	3	230g
5m	5	380g



**CN1**  
Maker : HIROSE ELECTRIC  
Model No. : HIF3BA-26D-2.54R

**CN2**  
Maker : HIROSE ELECTRIC  
Model No. : HIF3BA-26D-2.54R

Connecting diagram

CN1	CN2
1	1
2	2
3	3
4	4
5	5
6	6
7	7
8	8
9	9
10	10
11	11
12	12
13	13
14	14
15	15
16	16
17	17
18	18
19	19
20	20
21	21
22	22
23	23
24	24
25	25
26	26

#### Order Format

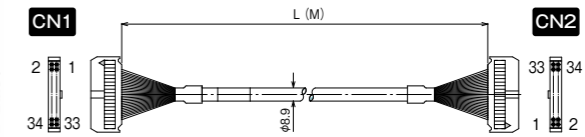
### KB34N-1H1H-※MB



※0.2~20m (with 0.1m increments)

L (M)	※
0.2m	0.2
0.3m	0.3
:	:
19.9m	19.9
20m	20

Cable weight 85 (g/1M) \* L (M)  
+Other parts weight 25g



**CN1**  
Maker : HIROSE ELECTRIC  
Model No. : HIF3BA-34D-2.54R

**CN2**  
Maker : HIROSE ELECTRIC  
Model No. : HIF3BA-34D-2.54R

Connecting diagram

CN1	CN2
1	1
2	2
3	3
4	4
5	5
6	6
7	7
8	8
9	9
10	10
11	11
12	12
13	13
14	14
15	15
16	16
17	17
18	18
19	19
20	20
21	21
22	22
23	23
24	24
25	25
26	26
27	27
28	28
29	29
30	30
31	31
32	32
33	33
34	34

Unshielded I/O Cables

KB□N-1H1H-※MB



Order Format

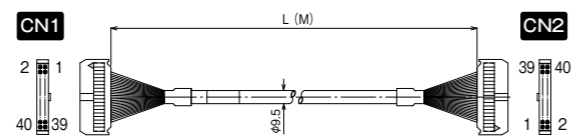
KB40N-1H1H-※MB



※0.2~20m  
(with 0.1m increments)

L (M)	※
0.2m	0.2
0.3m	0.3
:	:
:	:
19.9m	19.9
20m	20

Cable weight 100(g/1M)\*L (M)  
+Other parts weight 25g



**CN1**  
Maker : HIROSE ELECTRIC  
Model No. : HIF3BA-40D-2.54R

**CN2**  
Maker : HIROSE ELECTRIC  
Model No. : HIF3BA-40D-2.54R

Connecting diagram

CN1	CN2
1	1
2	2
3	3
4	4
5	5
6	6
7	7
8	8
9	9
10	10
11	11
12	12
13	13
14	14
15	15
16	16
17	17
18	18
19	19
20	20
21	21
22	22
23	23
24	24
25	25
26	26
27	27
28	28
29	29
30	30
31	31
32	32
33	33
34	34
35	35
36	36
37	37
38	38
39	39
40	40

Unshielded I/O Cables

KB□N-1T1T-※MB

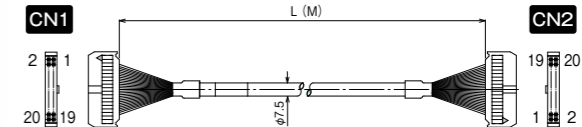


Order Format

KB20N-1T1T-※MB



L (M)	※	weight
0.5m	0.5	45g
1m	1	75g
1.5m	1.5	105g
2m	2	135g
3m	3	195g
5m	5	315g



**CN1**  
Maker : OMRON  
Model No. : XG4M-2030-T

**CN2**  
Maker : OMRON  
Model No. : XG4M-2030-T

Connecting diagram

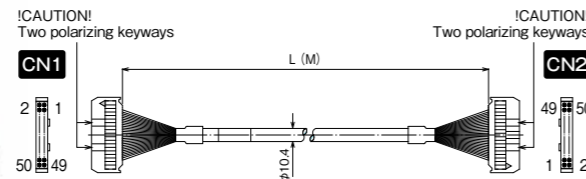
CN1	CN2
1	1
2	2
3	3
4	4
5	5
6	6
7	7
8	8
9	9
10	10
11	11
12	12
13	13
14	14
15	15
16	16
17	17
18	18
19	19
20	20

Order Format

KB50N-1H1H-※MB



L (M)	※	weight
0.5m	0.5	90g
1m	1	150g
1.5m	1.5	210g
2m	2	270g
3m	3	390g
5m	5	630g



**CN1**  
Maker : HIROSE ELECTRIC  
Model No. : HIF3BA-50D-2.54R

**CN2**  
Maker : HIROSE ELECTRIC  
Model No. : HIF3BA-50D-2.54R

Connecting diagram

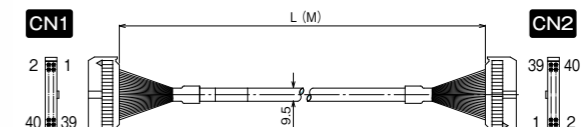
CN1	CN2
1	1
2	2
3	3
4	4
5	5
6	6
7	7
8	8
9	9
10	10
11	11
12	12
13	13
14	14
15	15
16	16
17	17
18	18
19	19
20	20
21	21
22	22
23	23
24	24
25	25
26	26
27	27
28	28
29	29
30	30
31	31
32	32
33	33
34	34
35	35
36	36
37	37
38	38
39	39
40	40
41	41
42	42
43	43
44	44
45	45
46	46
47	47
48	48
49	49
50	50

Order Format

KB40N-1T1T-※MB



L (M)	※	weight
0.5m	0.5	75g
1m	1	125g
1.5m	1.5	175g
2m	2	225g
3m	3	325g
5m	5	525g



**CN1**  
Maker : OMRON  
Model No. : XG4M-4030-T

**CN2**  
Maker : OMRON  
Model No. : XG4M-4030-T

Connecting diagram

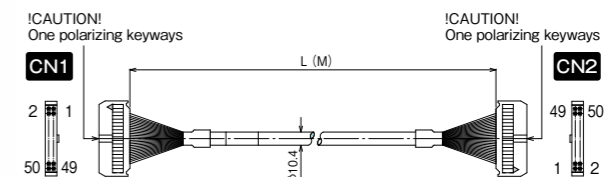
CN1	CN2
1	1
2	2
3	3
4	4
5	5
6	6
7	7
8	8
9	9
10	10
11	11
12	12
13	13
14	14
15	15
16	16
17	17
18	18
19	19
20	20
21	21
22	22
23	23
24	24
25	25
26	26
27	27
28	28
29	29
30	30
31	31
32	32
33	33
34	34
35	35
36	36
37	37
38	38
39	39
40	40

Order Format

KB50N-1T1T-※MB



L (M)	※	weight
0.5m	0.5	90g
1m	1	150g
1.5m	1.5	210g
2m	2	270g
3m	3	390g
5m	5	630g



**CN1**  
Maker : OMRON  
Model No. : XG4M-5030-T

**CN2**  
Maker : OMRON  
Model No. : XG4M-5030-T

Connecting diagram

CN1	CN2
1	1
2	2
3	3
4	4
5	5
6	6
7	7
8	8
9	9
10	10
11	11
12	12
13	13
14	14
15	15
16	16
17	17
18	18
19	19
20	20
21	21
22	22
23	23
24	24
25	25
26	26
27	27
28	28
29	29
30	30
31	31
32	32
33	33
34	34
35	35
36	36
37	37
38	38
39	39
40	40
41	41
42	42
43	43
44	44
45	45
46	46
47	47
48	48
49	49
50	50

Unshielded I/O Cables

# KB40N-4F4F-□-※MB



Order Format

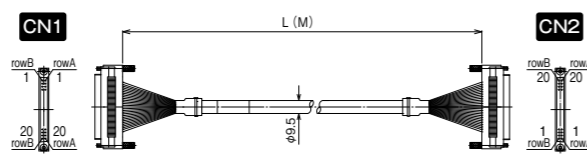
KB40N-4F4F-□-※MB



※0.2~20m  
(with 0.1m increments)

L (M)	※
0.2m	0.2
0.3m	0.3
:	:
19.9m	19.9
20m	20

Cable weight 100(g/1M)\*L(M)  
+Other parts weight 50g



**CN1**  
Maker : TE Connectivity  
Model No. : 1903404-1

**CN2**  
Maker : TE Connectivity  
Model No. : 1903404-1

Connecting diagram

CN1	CN2
A1	B1
A2	B2
A3	B3
A4	B4
A5	B5
A6	B6
A7	B7
A8	B8
A9	B9
A10	B10
A11	B11
A12	B12
A13	B13
A14	B14
A15	B15
A16	B16
A17	B17
A18	B18
A19	B19
A20	B20

Unshielded I/O Cables

# KB40N-4F1H-□-※MB



Order Format

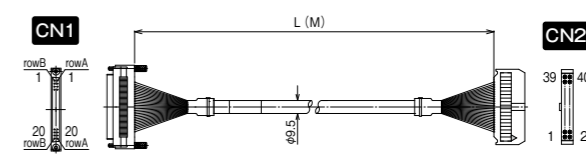
KB40N-4F1H-□-※MB



※0.2~20m  
(with 0.1m increments)

L (M)	※
0.2m	0.2
0.3m	0.3
:	:
19.9m	19.9
20m	20

Cable weight 100(g/1M)\*L(M)  
+Other parts weight 40g



**CN1**  
Maker : TE Connectivity  
Model No. : 1903404-1

**CN2**  
Maker : HIROSE ELECTRIC  
Model No. : HIF3BA-40D-2.54R

Connecting diagram

CN1	CN2
A1	B1
A2	B2
A3	B3
A4	B4
A5	B5
A6	B6
A7	B7
A8	B8
A9	B9
A10	B10
A11	B11
A12	B12
A13	B13
A14	B14
A15	B15
A16	B16
A17	B17
A18	B18
A19	B19
A20	B20

Order Format

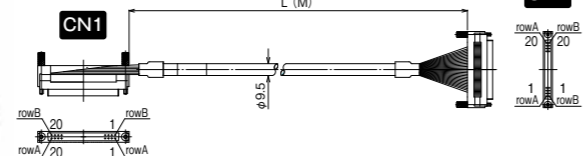
KB40N-4F4F-LA1-※MB



※0.2~20m  
(with 0.1m increments)

L (M)	※
0.2m	0.2
0.3m	0.3
:	:
19.9m	19.9
20m	20

Cable weight 100(g/1M)\*L(M)  
+Other parts weight 55g



**CN1**  
Maker : TE Connectivity  
Model No. : 1903404-1

**CN2**  
Maker : TE Connectivity  
Model No. : 1903404-1

Connecting diagram

CN1	CN2
A1	B1
A2	B2
A3	B3
A4	B4
A5	B5
A6	B6
A7	B7
A8	B8
A9	B9
A10	B10
A11	B11
A12	B12
A13	B13
A14	B14
A15	B15
A16	B16
A17	B17
A18	B18
A19	B19
A20	B20

Order Format

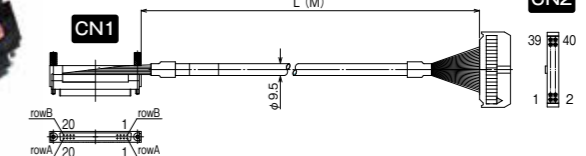
KB40N-4F1H-LA1-※MB



※0.2~20m  
(with 0.1m increments)

L (M)	※
0.2m	0.2
0.3m	0.3
:	:
19.9m	19.9
20m	20

Cable weight 100(g/1M)\*L(M)  
+Other parts weight 45g



**CN1**  
Maker : TE Connectivity  
Model No. : 1903404-1

**CN2**  
Maker : HIROSE ELECTRIC  
Model No. : HIF3BA-40D-2.54R

Connecting diagram

CN1	CN2
A1	B1
A2	B2
A3	B3
A4	B4
A5	B5
A6	B6
A7	B7
A8	B8
A9	B9
A10	B10
A11	B11
A12	B12
A13	B13
A14	B14
A15	B15
A16	B16
A17	B17
A18	B18
A19	B19
A20	B20

Order Format

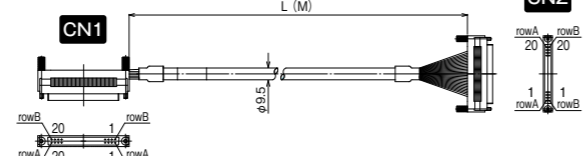
KB40N-4F4F-LA2-※MB



※0.2~20m  
(with 0.1m increments)

L (M)	※
0.2m	0.2
0.3m	0.3
:	:
19.9m	19.9
20m	20

Cable weight 100(g/1M)\*L(M)  
+Other parts weight 55g



**CN1**  
Maker : TE Connectivity  
Model No. : 1903404-1

**CN2**  
Maker : TE Connectivity  
Model No. : 1903404-1

Connecting diagram

CN1	CN2
A1	B1
A2	B2
A3	B3
A4	B4
A5	B5
A6	B6
A7	B7
A8	B8
A9	B9
A10	B10
A11	B11
A12	B12
A13	B13
A14	B14
A15	B15
A16	B16
A17	B17
A18	B18
A19	B19
A20	B20

Order Format

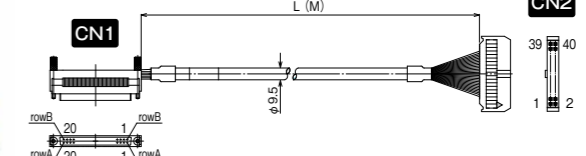
KB40N-4F1H-LA2-※MB



※0.2~20m  
(with 0.1m increments)

L (M)	※
0.2m	0.2
0.3m	0.3
:	:
19.9m	19.9
20m	20

Cable weight 100(g/1M)\*L(M)  
+Other parts weight 45g




**CN1**  
Maker : TE Connectivity  
Model No. : 1903404-1

**CN2**  
Maker : HIROSE ELECTRIC  
Model No. : HIF3BA-40D-2.54R

Connecting diagram

CN1	CN2
A1	B1
A2	B2
A3	B3
A4	B4
A5	B5
A6	B6
A7	B7
A8	B8
A9	B9
A10	B10
A11	B11
A12	B12
A13	B13
A14	B14
A15	B15
A16	B16
A17	B17
A18	B18
A19	B19
A20	B20

### Shielded I/O Cables



#### Specifications

No. of cores	20	26	34	40	50
Construction (No./mm)	7/0.127(AWG28) Material: Tin-plated soft copper wire				
Insulation outer diameter (mm)	0.88				
Outer diameter (mm)	8.1	8.6	9.5	10.1	11.4
	tolerance: ±0.3			tolerance: ±0.5	
Insulation/sheath materials	Lead free heat resistant PVC				
Conductor resistance (Ω/m)	Max. 0.232				
Insulation resistance	100MΩ·km or more				
Withstand voltage	AC 500V / min.				
UL standard (cable part)	UL STYLE 2464 80°C 300V				

- No. of cores: 20 / 26 / 34 / 40 / 50
- MIL connector / FCN connector / 3M connector / D-SUB connector / MR connector / 57FE connector
- Straight type / Angled type (LA1: Left-angled type LA2: Right-angled type)

Part No.	No. of cores	Fig.	Type		Page
			CN1	CN2	
KBS-1H20-※MB	20		MIL connector	MIL connector	10
KBS-1H26-※MB	26		MIL connector	MIL connector	10
KBS-1H34-※MB	34		MIL connector	MIL connector	10
KBS-1H40-※MB	40		MIL connector	MIL connector	11
KBS-1H50-※MB	50		MIL connector	MIL connector	11
KBS-1T20-※MB	20		MIL connector	MIL connector	12
KBS-1T40-※MB	40		MIL connector	MIL connector	12
KBS-1T50-※MB	50		MIL connector	MIL connector	12
F7J40-28SV-※MB	40		FCN connector	FCN connector	13
KB40S-4F4F-LA1-※MB	40		FCN connector (Left-angled)	FCN connector	13
KB40S-4F1H-※MB	40		FCN connector	MIL connector	14
KB40S-4F1H-LA1-※MB	40		FCN connector	MIL connector	14
KBS-10S20-F-※MB	20		MDR connector	MDR connector	15
KBS-10S26-F-※MB	26		MDR connector	MDR connector	15
KBS-10S36-F-※MB	36		MDR connector	MDR connector	16
KBS-10S50-F-※MB	50		MDR connector	MDR connector	16
KBS-3H25A-※MB	25		D-SUB connector	D-SUB connector	17
KBS-3H25B-※MB		17			
KBS-3H37A-※MB	37		D-SUB connector	D-SUB connector	18
KBS-3H37B-※MB		18			
KBS-2M50A-※MB	50		MR connector	MR connector	19
KBS-2M50AB-※MB	50		MR connector	MR connector	19
KBS-9D50-※MB	50		57FE connector	57FE connector	20

### Shielded I/O Cables



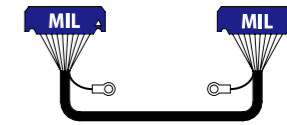
## KBS-1H□-※MB

#### Order Format

### KBS-1H20-※MB

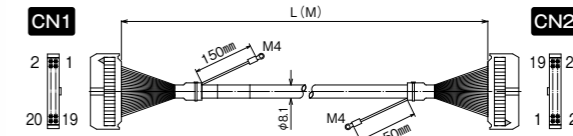


L (M)	※	weight
0.5m	0.5	70g
1m	1	110g
1.5m	1.5	155g
2m	2	195g
3m	3	280g
5m	5	450g



#### Connecting diagram

CN1	CN2
1	1
2	2
3	3
4	4
5	5
6	6
7	7
8	8
9	9
10	10
11	11
12	12
13	13
14	14
15	15
16	16
17	17
18	18
19	19
20	20



**CN1**  
Maker : HIROSE ELECTRIC  
Model No. : HIF3BA-20D-2.54R

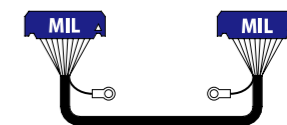
**CN2**  
Maker : HIROSE ELECTRIC  
Model No. : HIF3BA-20D-2.54R

#### Order Format

### KBS-1H26-※MB

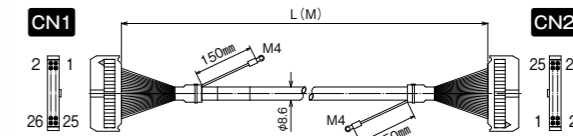


L (M)	※	weight
0.5m	0.5	80g
1m	1	125g
1.5m	1.5	175g
2m	2	220g
3m	3	315g
5m	5	505g



#### Connecting diagram

CN1	CN2
1	1
2	2
3	3
4	4
5	5
6	6
7	7
8	8
9	9
10	10
11	11
12	12
13	13
14	14
15	15
16	16
17	17
18	18
19	19
20	20
21	21
22	22
23	23
24	24
25	25
26	26



**CN1**  
Maker : HIROSE ELECTRIC  
Model No. : HIF3BA-26D-2.54R

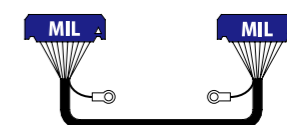
**CN2**  
Maker : HIROSE ELECTRIC  
Model No. : HIF3BA-26D-2.54R

#### Order Format

### KBS-1H34-※MB

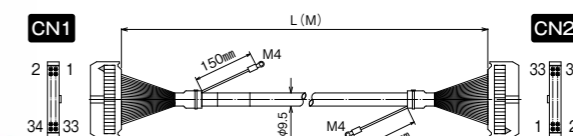


L (M)	※	weight
0.5m	0.5	95g
1m	1	150g
1.5m	1.5	210g
2m	2	265g
3m	3	380g
5m	5	610g



#### Connecting diagram

CN1	CN2
1	1
2	2
3	3
4	4
5	5
6	6
7	7
8	8
9	9
10	10
11	11
12	12
13	13
14	14
15	15
16	16
17	17
18	18
19	19
20	20
21	21
22	22
23	23
24	24
25	25
26	26
27	27
28	28
29	29
30	30
31	31
32	32
33	33
34	34



**CN1**  
Maker : HIROSE ELECTRIC  
Model No. : HIF3BA-34D-2.54R

**CN2**  
Maker : HIROSE ELECTRIC  
Model No. : HIF3BA-34D-2.54R

Shielded I/O Cables

KBS-1H□-※MB

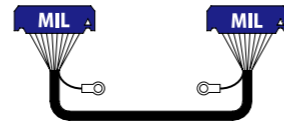


Order Format

KBS-1H40-※MB

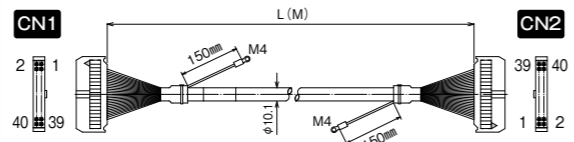


L (M)	※	weight
0.5m	0.5	100g
1m	1	165g
1.5m	1.5	230g
2m	2	295g
3m	3	425g
5m	5	685g



Connecting diagram

CN1	CN2
1	1
2	2
3	3
4	4
5	5
6	6
7	7
8	8
9	9
10	10
11	11
12	12
13	13
14	14
15	15
16	16
17	17
18	18
19	19
20	20
21	21
22	22
23	23
24	24
25	25
26	26
27	27
28	28
29	29
30	30
31	31
32	32
33	33
34	34
35	35
36	36
37	37
38	38
39	39
40	40



**CN1**  
Maker : HIROSE ELECTRIC  
Model No. : HIF3BA-40D-2.54R

**CN2**  
Maker : HIROSE ELECTRIC  
Model No. : HIF3BA-40D-2.54R

Shielded I/O Cables

KBS-1T□-※MB

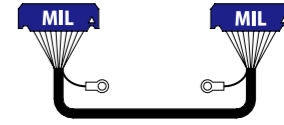


Order Format

KBS-1T20-※MB

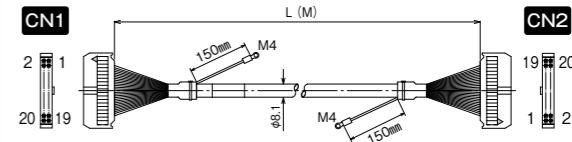


L (M)	※	weight
0.5m	0.5	70g
1m	1	110g
1.5m	1.5	155g
2m	2	195g
3m	3	280g
5m	5	450g



Connecting diagram

CN1	CN2
1	1
2	2
3	3
4	4
5	5
6	6
7	7
8	8
9	9
10	10
11	11
12	12
13	13
14	14
15	15
16	16
17	17
18	18
19	19
20	20



**CN1**  
Maker : OMRON  
Model No. : XG4M-2030-T

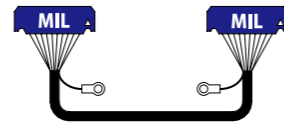
**CN2**  
Maker : OMRON  
Model No. : XG4M-2030-T

Order Format

KBS-1H50-※MB

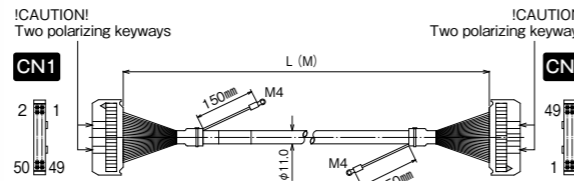


L (M)	※	weight
0.5m	0.5	120g
1m	1	195g
1.5m	1.5	275g
2m	2	350g
3m	3	505g
5m	5	815g



Connecting diagram

CN1	CN2
1	1
2	2
3	3
4	4
5	5
6	6
7	7
8	8
9	9
10	10
11	11
12	12
13	13
14	14
15	15
16	16
17	17
18	18
19	19
20	20
21	21
22	22
23	23
24	24
25	25
26	26
27	27
28	28
29	29
30	30
31	31
32	32
33	33
34	34
35	35
36	36
37	37
38	38
39	39
40	40
41	41
42	42
43	43
44	44
45	45
46	46
47	47
48	48
49	49
50	50



**CN1**  
Maker : HIROSE ELECTRIC  
Model No. : HIF3BA-50D-2.54R

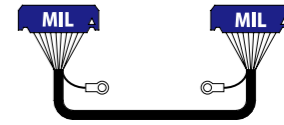
**CN2**  
Maker : HIROSE ELECTRIC  
Model No. : HIF3BA-50D-2.54R

Order Format

KBS-1T40-※MB

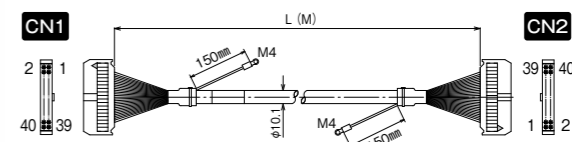


L (M)	※	weight
0.5m	0.5	100g
1m	1	165g
1.5m	1.5	230g
2m	2	295g
3m	3	425g
5m	5	685g



Connecting diagram

CN1	CN2
1	1
2	2
3	3
4	4
5	5
6	6
7	7
8	8
9	9
10	10
11	11
12	12
13	13
14	14
15	15
16	16
17	17
18	18
19	19
20	20
21	21
22	22
23	23
24	24
25	25
26	26
27	27
28	28
29	29
30	30
31	31
32	32
33	33
34	34
35	35
36	36
37	37
38	38
39	39
40	40



**CN1**  
Maker : OMRON  
Model No. : XG4M-4030-T

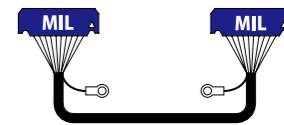
**CN2**  
Maker : OMRON  
Model No. : XG4M-4030-T

Order Format

KBS-1T50-※MB

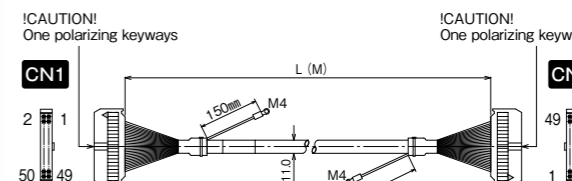


L (M)	※	weight
0.5m	0.5	120g
1m	1	195g
1.5m	1.5	275g
2m	2	350g
3m	3	505g
5m	5	815g



Connecting diagram

CN1	CN2
1	1
2	2
3	3
4	4
5	5
6	6
7	7
8	8
9	9
10	10
11	11
12	12
13	13
14	14
15	15
16	16
17	17
18	18
19	19
20	20
21	21
22	22
23	23
24	24
25	25
26	26
27	27
28	28
29	29
30	30
31	31
32	32
33	33
34	34
35	35
36	36
37	37
38	38
39	39
40	40
41	41
42	42
43	43
44	44
45	45
46	46
47	47
48	48
49	49
50	50



**CN1**  
Maker : OMRON  
Model No. : XG4M-5030-T

**CN2**  
Maker : OMRON  
Model No. : XG4M-5030-T

Shielded I/O Cables

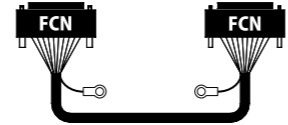
# F7J40-28SV-※MB



Order Format

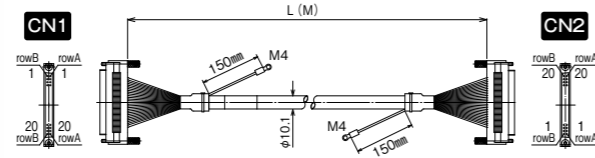
F7J40-28SV-※MB

L (M)	※	weight
0.5m	0.5	120g
1m	1	185g
1.5m	1.5	250g
2m	2	315g
3m	3	445g
5m	5	705g



Connecting diagram

CN1		CN2	
A1	B1	A1	B1
A2	B2	A2	B2
A3	B3	A3	B3
A4	B4	A4	B4
A5	B5	A5	B5
A6	B6	A6	B6
A7	B7	A7	B7
A8	B8	A8	B8
A9	B9	A9	B9
A10	B10	A10	B10
A11	B11	A11	B11
A12	B12	A12	B12
A13	B13	A13	B13
A14	B14	A14	B14
A15	B15	A15	B15
A16	B16	A16	B16
A17	B17	A17	B17
A18	B18	A18	B18
A19	B19	A19	B19
A20	B20	A20	B20



**CN1**  
Maker : TE Connectivity  
Model No. : 1903404-1

**CN2**  
Maker : TE Connectivity  
Model No. : 1903404-1

Shielded I/O Cables

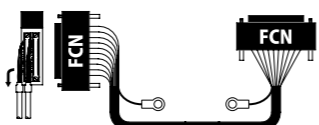
# KB40S-4F4F-LA1-※MB



Order Format

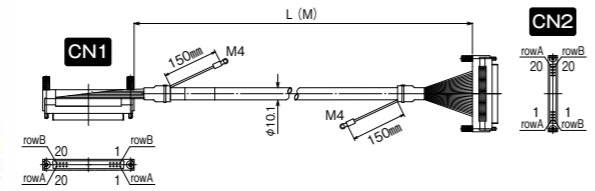
KB40S-4F4F-LA1-※MB

L (M)	※	weight
0.5m	0.5	125g
1m	1	190g
1.5m	1.5	255g
2m	2	320g
3m	3	450g
5m	5	710g



Connecting diagram

CN1		CN2	
A1	B1	A1	B1
A2	B2	A2	B2
A3	B3	A3	B3
A4	B4	A4	B4
A5	B5	A5	B5
A6	B6	A6	B6
A7	B7	A7	B7
A8	B8	A8	B8
A9	B9	A9	B9
A10	B10	A10	B10
A11	B11	A11	B11
A12	B12	A12	B12
A13	B13	A13	B13
A14	B14	A14	B14
A15	B15	A15	B15
A16	B16	A16	B16
A17	B17	A17	B17
A18	B18	A18	B18
A19	B19	A19	B19
A20	B20	A20	B20



**CN1**  
Maker : TE Connectivity  
Model No. : 1903404-1

**CN2**  
Maker : TE Connectivity  
Model No. : 1903404-1

Shielded I/O Cables

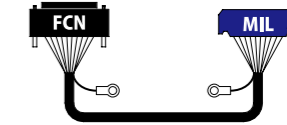
# KB40S-4F1H-□-※MB



Order Format

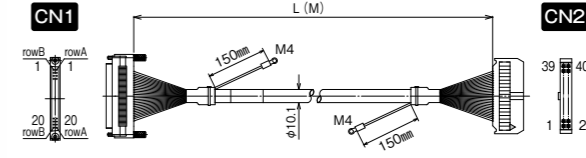
KB40S-4F1H-※MB

L (M)	※	weight
0.5m	0.5	110g
1m	1	175g
1.5m	1.5	240g
2m	2	305g
3m	3	435g
5m	5	695g



Connecting diagram

CN1		CN2	
A1	B1	1	2
A2	B2	3	4
A3	B3	5	6
A4	B4	7	8
A5	B5	9	10
A6	B6	11	12
A7	B7	13	14
A8	B8	15	16
A9	B9	17	18
A10	B10	19	20
A11	B11	21	22
A12	B12	23	24
A13	B13	25	26
A14	B14	27	28
A15	B15	29	30
A16	B16	31	32
A17	B17	33	34
A18	B18	35	36
A19	B19	37	38
A20	B20	39	40



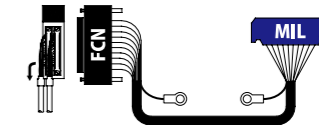
**CN1**  
Maker : TE Connectivity  
Model No. : 1903404-1

**CN2**  
Maker : HIROSE ELECTRIC  
Model No. : HIF3BA-40D-2.54R

Order Format

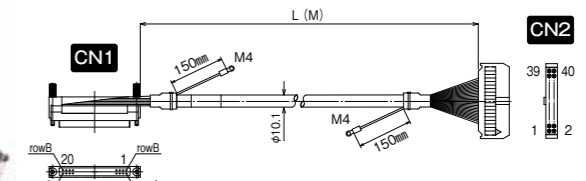
KB40S-4F1H-LA1-※MB

L (M)	※	weight
0.5m	0.5	115g
1m	1	180g
1.5m	1.5	245g
2m	2	310g
3m	3	440g
5m	5	700g



Connecting diagram

CN1		CN2	
A1	B1	1	2
A2	B2	3	4
A3	B3	5	6
A4	B4	7	8
A5	B5	9	10
A6	B6	11	12
A7	B7	13	14
A8	B8	15	16
A9	B9	17	18
A10	B10	19	20
A11	B11	21	22
A12	B12	23	24
A13	B13	25	26
A14	B14	27	28
A15	B15	29	30
A16	B16	31	32
A17	B17	33	34
A18	B18	35	36
A19	B19	37	38
A20	B20	39	40



**CN1**  
Maker : TE Connectivity  
Model No. : 1903404-1

**CN2**  
Maker : HIROSE ELECTRIC  
Model No. : HIF3BA-40D-2.54R

Shielded I/O Cables

KBS-10S□-F-※MB

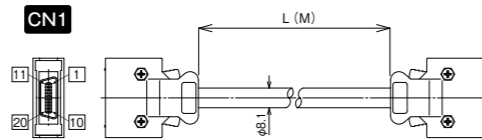
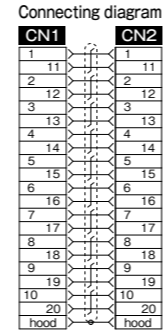


Order Format

KBS-10S20-F-※MB



L (M)	※	weight
0.5m	0.5	93g
1m	1	135g
1.5m	1.5	178g
2m	2	220g
3m	3	305g
5m	5	475g



CN1

Maker : 3M  
Connector Model No. : 10120-3000PE  
Connector Hood Model No. : 10320-52F0-008

CN2

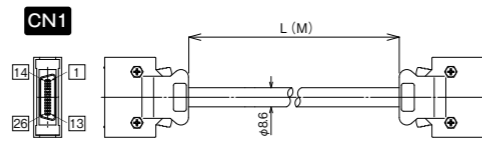
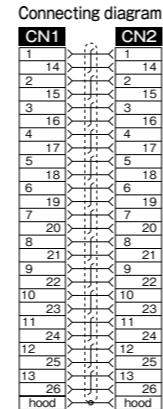
Maker : 3M  
Connector Model No. : 10120-3000PE  
Connector Hood Model No. : 10320-52F0-008

Order Format

KBS-10S26-F-※MB



L (M)	※	weight
0.5m	0.5	103g
1m	1	150g
1.5m	1.5	198g
2m	2	245g
3m	3	340g
5m	5	530g



CN1

Maker : 3M  
Connector Model No. : 10126-3000PE  
Connector Hood Model No. : 10326-52F0-008

CN2

Maker : 3M  
Connector Model No. : 10126-3000PE  
Connector Hood Model No. : 10326-52F0-008

Shielded I/O Cables

KBS-10S□-F-※MB

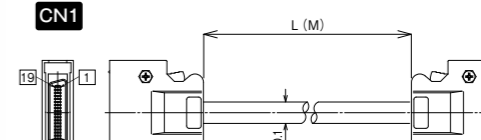
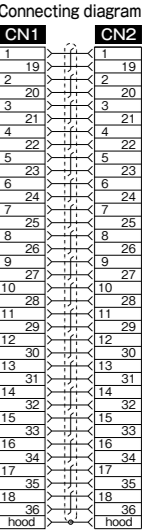


Order Format

KBS-10S36-F-※MB



L (M)	※	weight
0.5m	0.5	125g
1m	1	190g
1.5m	1.5	255g
2m	2	320g
3m	3	450g
5m	5	710g



CN1

Maker : 3M  
Connector Model No. : 10136-3000PE  
Connector Hood Model No. : 10336-52F0-008

CN2

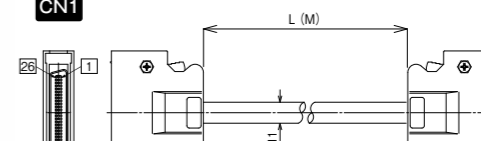
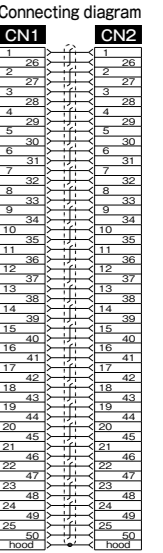
Maker : 3M  
Connector Model No. : 10136-3000PE  
Connector Hood Model No. : 10336-52F0-008

Order Format

KBS-10S50-F-※MB



L (M)	※	weight
0.5m	0.5	153g
1m	1	230g
1.5m	1.5	234g
2m	2	385g
3m	3	540g
5m	5	850g



CN1

Maker : 3M  
Connector Model No. : 10150-3000PE  
Connector Hood Model No. : 10350-52F0-008

CN2

Maker : 3M  
Connector Model No. : 10150-3000PE  
Connector Hood Model No. : 10350-52F0-008

Shielded I/O Cables

KBS-3H25□-※MB

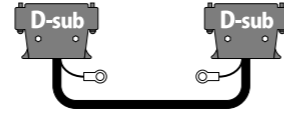


Order Format

KBS-3H25A-※MB

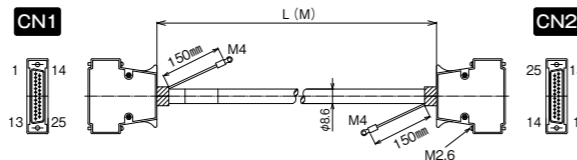


L (M)	※	weight
0.5m	0.5	143g
1m	1	190g
1.5m	1.5	238g
2m	2	285g
3m	3	380g
5m	5	570g



Connecting diagram

CN1	CN2
1	1
2	2
3	3
4	4
5	5
6	6
7	7
8	8
9	9
10	10
11	11
12	12
13	13
14	14
15	15
16	16
17	17
18	18
19	19
20	20
21	21
22	22
23	23
24	24
25	25



**CN1**  
 Maker : HIROSE ELECTRIC  
 Connector Model No. : FDBD-25P(55)  
 Connector Hood Model No. : HDB-CTH (10)

**CN2**  
 Maker : HIROSE ELECTRIC  
 Connector Model No. : FDBD-25P(55)  
 Connector Hood Model No. : HDB-CTH (10)

Shielded I/O Cables

KBS-3H37□-※MB

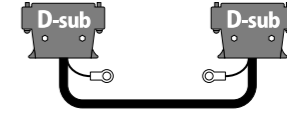


Order Format

KBS-3H37A-※MB

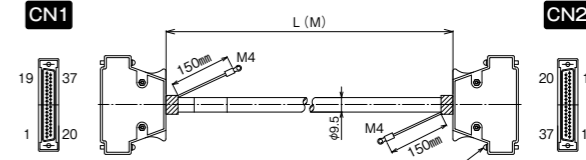


L (M)	※	weight
0.5m	0.5	185g
1m	1	250g
1.5m	1.5	315g
2m	2	380g
3m	3	510g
5m	5	770g



Connecting diagram

CN1	CN2
1	1
2	2
3	3
4	4
5	5
6	6
7	7
8	8
9	9
10	10
11	11
12	12
13	13
14	14
15	15
16	16
17	17
18	18
19	19
20	20
21	21
22	22
23	23
24	24
25	25
26	26
27	27
28	28
29	29
30	30
31	31
32	32
33	33
34	34
35	35
36	36
37	37



**CN1**  
 Maker : HIROSE ELECTRIC  
 Connector Model No. : FDCD-37P(55)  
 Connector Hood Model No. : HDC-CTH (10)

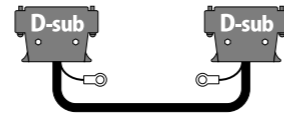
**CN2**  
 Maker : HIROSE ELECTRIC  
 Connector Model No. : FDCD-37P(55)  
 Connector Hood Model No. : HDC-CTH (10)

Order Format

KBS-3H25B-※MB

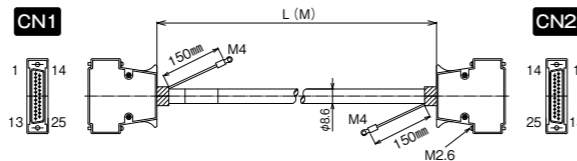


L (M)	※	weight
0.5m	0.5	148g
1m	1	195g
1.5m	1.5	243g
2m	2	290g
3m	3	385g
5m	5	575g



Connecting diagram

CN1	CN2
1	1
2	2
3	3
4	4
5	5
6	6
7	7
8	8
9	9
10	10
11	11
12	12
13	13
14	14
15	15
16	16
17	17
18	18
19	19
20	20
21	21
22	22
23	23
24	24
25	25



**CN1**  
 Maker : HIROSE ELECTRIC  
 Connector Model No. : FDBD-25S(55)  
 Connector Hood Model No. : HDB-CTH (10)

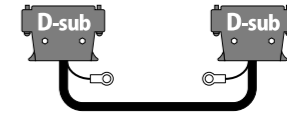
**CN2**  
 Maker : HIROSE ELECTRIC  
 Connector Model No. : FDBD-25S(55)  
 Connector Hood Model No. : HDB-CTH (10)

Order Format

KBS-3H37B-※MB

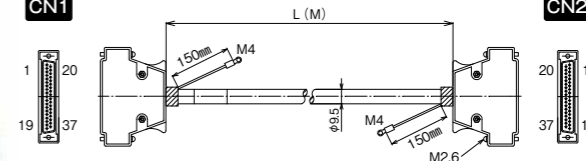


L (M)	※	weight
0.5m	0.5	190g
1m	1	255g
1.5m	1.5	320g
2m	2	385g
3m	3	515g
5m	5	775g



Connecting diagram

CN1	CN2
1	1
2	2
3	3
4	4
5	5
6	6
7	7
8	8
9	9
10	10
11	11
12	12
13	13
14	14
15	15
16	16
17	17
18	18
19	19
20	20
21	21
22	22
23	23
24	24
25	25
26	26
27	27
28	28
29	29
30	30
31	31
32	32
33	33
34	34
35	35
36	36
37	37



**CN1**  
 Maker : HIROSE ELECTRIC  
 Connector Model No. : FDCD-37S(55)  
 Connector Hood Model No. : HDC-CTH (10)

**CN2**  
 Maker : HIROSE ELECTRIC  
 Connector Model No. : FDCD-37S(55)  
 Connector Hood Model No. : HDC-CTH (10)

Shielded I/O Cables

KBS-□-※MB



Order Format

KBS-2M50A-※MB

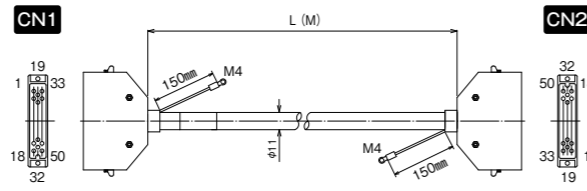


L (M)	※	weight
0.5m	0.5	203g
1m	1	280g
1.5m	1.5	358g
2m	2	435g
3m	3	590g
5m	5	900g



Connecting diagram

CN1	CN2
1	1
2	2
3	3
4	4
5	5
6	6
7	7
8	8
9	9
10	10
11	11
12	12
13	13
14	14
15	15
16	16
17	17
18	18
19	19
20	20
21	21
22	22
23	23
24	24
25	25
26	26
27	27
28	28
29	29
30	30
31	31
32	32
33	33
34	34
35	35
36	36
37	37
38	38
39	39
40	40
41	41
42	42
43	43
44	44
45	45
46	46
47	47
48	48
49	49
50	50



CN1

Maker : DDK  
Connector Model No. : MR-50F  
Connector Hood Model No. : MR-50L+

CN2

Maker : DDK  
Connector Model No. : MR-50F  
Connector Hood Model No. : MR-50L+

Shielded I/O Cables

KBS-□-※MB

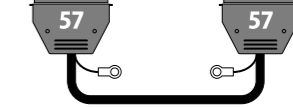


Order Format

KBS-9D50-※MB



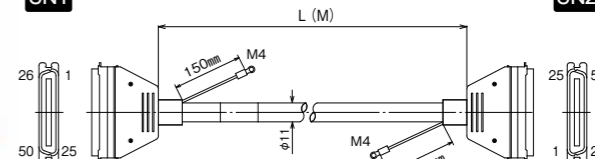
L (M)	※	weight
0.5m	0.5	234g
1m	1	310g
1.5m	1.5	388g
2m	2	465g
3m	3	620g
5m	5	930g



Connecting diagram

CN1	CN2
1	1
2	2
3	3
4	4
5	5
6	6
7	7
8	8
9	9
10	10
11	11
12	12
13	13
14	14
15	15
16	16
17	17
18	18
19	19
20	20
21	21
22	22
23	23
24	24
25	25
26	26
27	27
28	28
29	29
30	30
31	31
32	32
33	33
34	34
35	35
36	36
37	37
38	38
39	39
40	40
41	41
42	42
43	43
44	44
45	45
46	46
47	47
48	48
49	49
50	50

CN1



CN1

Maker : DDK  
Connector Model No.(with hood) : 57FE-30500-20N(DB)-3F

CN2

Maker : DDK  
Connector Model No.(with hood) : 57FE-30500-20N(DB)-3F

Order Format

KBS-2M50AB-※MB



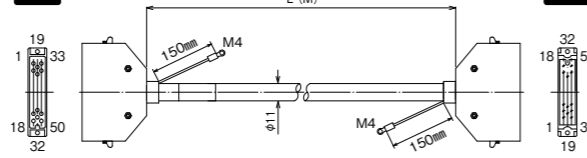
L (M)	※	weight
0.5m	0.5	198g
1m	1	275g
1.5m	1.5	353g
2m	2	430g
3m	3	585g
5m	5	895g



Connecting diagram

CN1	CN2
1	1
2	2
3	3
4	4
5	5
6	6
7	7
8	8
9	9
10	10
11	11
12	12
13	13
14	14
15	15
16	16
17	17
18	18
19	19
20	20
21	21
22	22
23	23
24	24
25	25
26	26
27	27
28	28
29	29
30	30
31	31
32	32
33	33
34	34
35	35
36	36
37	37
38	38
39	39
40	40
41	41
42	42
43	43
44	44
45	45
46	46
47	47
48	48
49	49
50	50

CN1



CN1


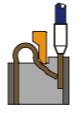

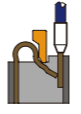

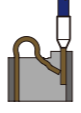

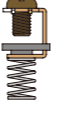
Maker : DDK  
Connector Model No. : MR-50F  
Connector Hood Model No. : MR-50L+











CN2

Maker : DDK  
Connector Model No. : MR-50M  
Connector Hood Model No. : MR-50L+

## Interface Terminals

TOYOGIKEN provides a wide range of interface terminals in a variety of ways of wirings, mounted connectors and corresponding models with pin numbers of PLC. Customers can find products that are best suited for their needs.

<p><b>PCX series</b></p>	<p>Terminal pitch: 3.5mm</p>   <p>Spring-Rock type (Push-In type)</p>
<p><b>PCXV series</b></p>	<p>Terminal pitch: 3.5mm</p> <p>Vertical type!!</p>   <p>Spring-Rock type (Push-In type)</p>
<p><b>PCV5 series</b></p>	<p>Terminal pitch: 5.0mm</p>   <p>Spring-Rock type (Push-In type)</p>
<p><b>PCA7 series</b></p>	<p>Terminal pitch: 7.0mm</p>   <p>Up-Screw type</p>

<p><b>PCN7 series</b></p>	<p>Terminal pitch: 7.0mm</p>   <p>Support-Screw type</p>
<p><b>PCN series</b></p>	<p>Terminal pitch: 7.62mm</p>   <p>Support-Screw type</p>
<p><b>PRS series</b></p>	<p>Connector type</p>    <p>PRS connector (Option) Crimping by pliers</p>
<p><b>PCE series</b></p>	<p>Connector type</p>    <p>e-CON (Option) Crimping by pliers</p>